

Scaled data based on original data using
LM-79-08 Approved Method: Electrical and Photometric Measurements of Solid-
State Lighting Products

Test Report Prepared for
Cooper Lighting Solutions
(formerly Eaton)

Brand: LUMIERE

Report Number: G2-2410-241-6

Luminaire Tested: **1235E-##-#-4LEDG2-120/12-CS**

Test Date: 2024-10-10

Test Information

Test Method: LM-79-08
Report Number: G2-2410-241-6
Test Lab: Cooper Lighting Solutions
Test Date: 2024-10-10
Issue Date: 10/10/2024
Manufacturer: COOPER LIGHTING SOLUTIONS (FORMERLY EATON)
Product Line: LUMIERE
Catalog Number: 1235E-##-#-4LEDG2-120/12-CS
Description: Rio 1235, eyelid face, frosted lens
Light Source: -
Ballast/Driver: -

Summary

Lumens per Lamp: N/A
Luminaire Lumens: 92.9 lumens
Efficiency: N/A
Efficacy: 15.7 lumens/watt
Luminous Opening: Vertical Circle Facing Photometric Horizontal (Dia: 0.33')
IES Classification: Type IV - Short
BUG Rating: B0 - U2 - G1

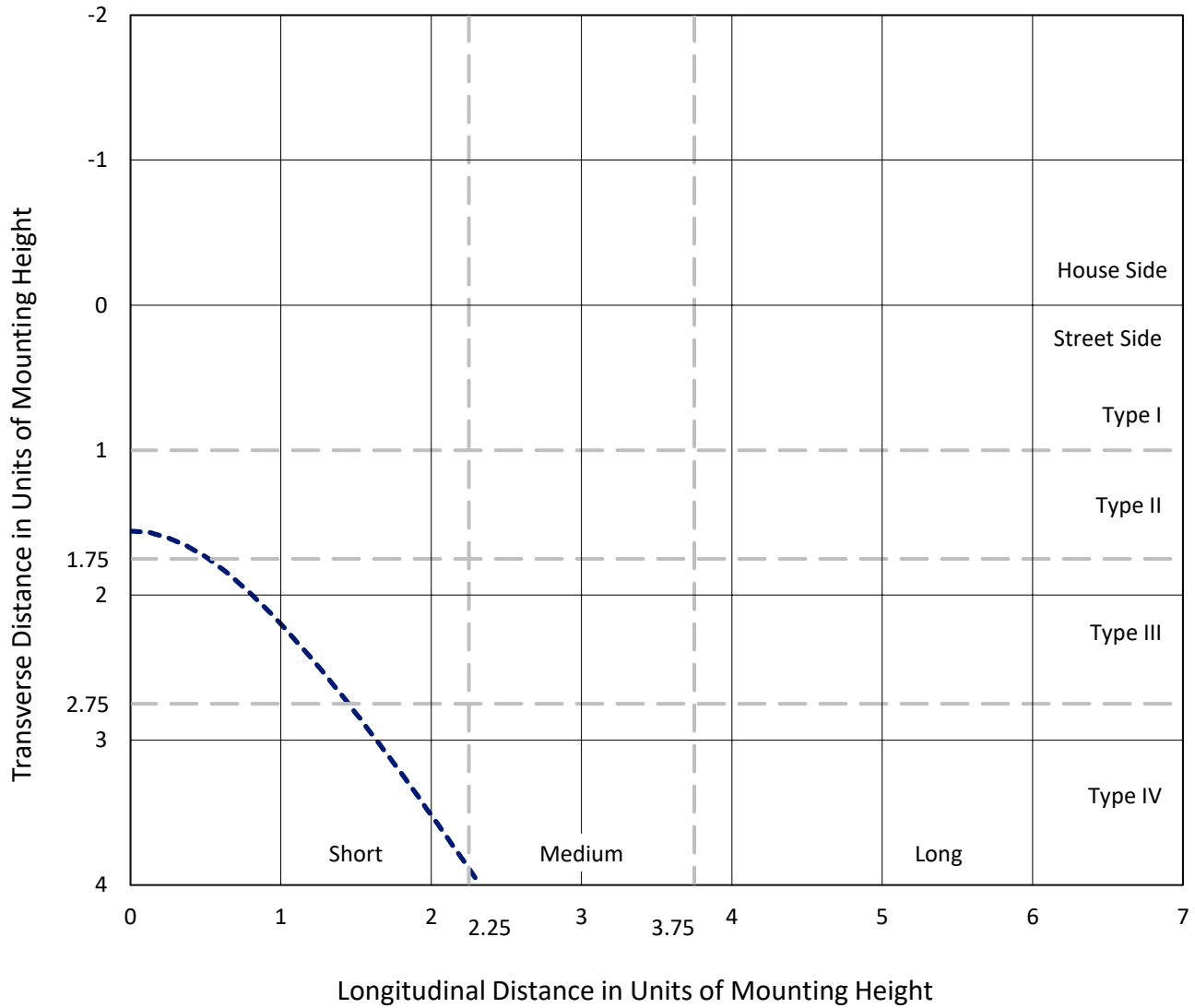
Input Watts (W): 5.91
Input Voltage (V): 120.0
Input Current (Ain): 0.0759
Voltage Rise (V): NR
Power Factor: 0.6484
Total Harmonic Distortion (THDi): 116%
Frequency (hertz): 60
Stabilization Time: 0.333 HR
Operation Time: 3 HR
Ambient Temperature (°C): 24.6
Test Distance: 28.75 FT



REPORT NUMBER: G2-2410-241-6
 CATALOG NUMBER: 1235E-##-#-4LEDG2-120/12-CS

Iso-Footcandle Lines of Horizontal Illumination

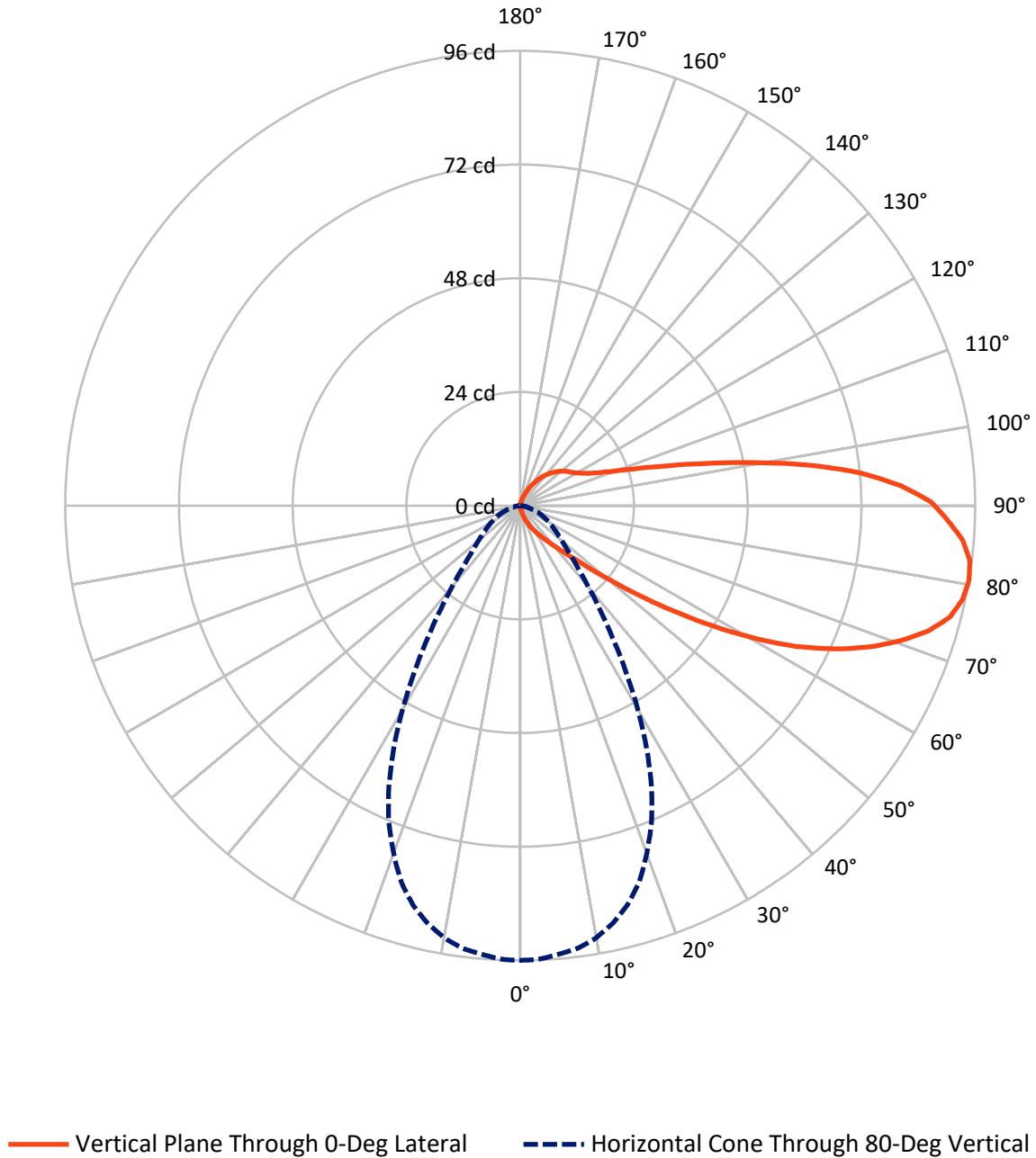
× Max cd
 - - - 1/2 Max cd



Based on 25 foot mounting height. Maximum calculated value = 0 fc
 Type IV - Short - N/A

REPORT NUMBER: G2-2410-241-6
CATALOG NUMBER: 1235E-##-#-4LEDG2-120/12-CS

Luminous Intensity Polar Plot



REPORT NUMBER: G2-2410-241-6
 CATALOG NUMBER: 1235E-##-#-4LEDG2-120/12-CS

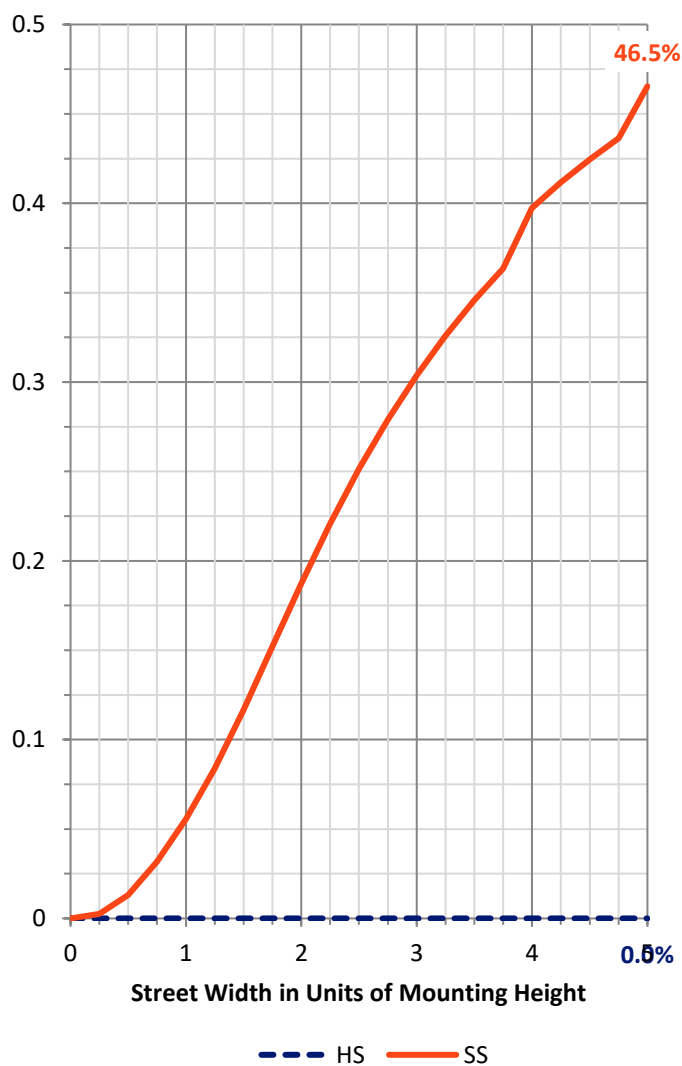
FLUX DISTRIBUTION:

		Downward	Upward	Total
House Side	Lumens	0.0	0.0	0.0
	% Fixture	0.0	0.0	0.0
Street Side	Lumens	59.3	33.6	92.9
	% Fixture	63.8	36.2	100.0
Total	Lumens	59.3	33.6	92.9
	% Fixture	63.8	36.2	100.0

ZONAL LUMENS:

Zone	Lumens	% Fixture
0°-10°	0.0	0.0
10°-20°	0.2	0.2
20°-30°	0.6	0.6
30°-40°	1.4	1.5
40°-50°	2.8	3.1
50°-60°	6.3	6.7
60°-70°	12.0	12.9
70°-80°	17.3	18.6
80°-90°	18.8	20.2
90°-100°	14.8	15.9
100°-110°	7.8	8.4
110°-120°	4.4	4.8
120°-130°	3.0	3.3
130°-140°	2.0	2.1
140°-150°	1.1	1.1
150°-160°	0.4	0.4
160°-170°	0.1	0.1
170°-180°	0.0	0.0
0°-90°	59.3	63.8
0°-180°	92.9	100.0

Coefficient of Utilization

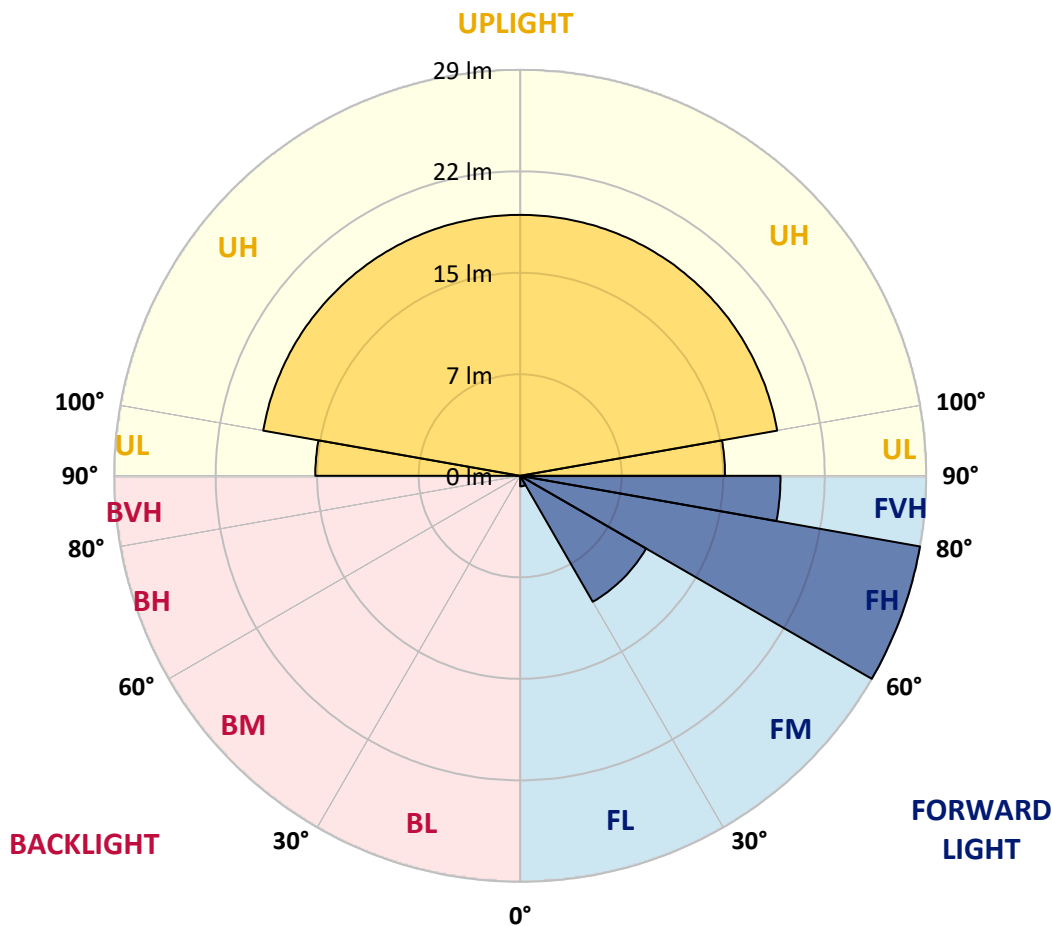


REPORT NUMBER: G2-2410-241-6
 CATALOG NUMBER: 1235E-##-#-4LEDG2-120/12-CS

LUMINAIRE CLASSIFICATION SYSTEM LUMEN TABLE AND BUG RATING:

Zone	Lumens	% Fixture	Zone Rating/Lumen Limit		
			B	U	G
FL (0°-30°)	0.8	0.8			
FM (30°-60°)	10.5	11.3			
FH (60°-80°)	29.3	31.5			G0/660
FVH (80°-90°)	18.8	20.2			G1/100
BL (0°-30°)	0.0	0.0	B0/110		
BM (30°-60°)	0.0	0.0	B0/220		
BH (60°-80°)	0.0	0.0	B0/110		G0/110
BVH (80°-90°)	0.0	0.0			G0/10
UL (90°-100°)	14.8	15.9		U2/50	
UH (100°-180°)	18.8	20.3		U2/50	

BUG Rating: B0-U2-G1
 Type IV Short





REPORT NUMBER: G2-2410-241-6
 CATALOG NUMBER: 1235E-##-#-4LEDG2-120/12-CS

CANDELA DISTRIBUTION (FULL):

	0°	2.5°	5°	7.5°	10°	12.5°	15°	17.5°	20°	22.5°	25°
0°	0.0	0.0	0.0	0.0	0.0	0.0	0.0	0.0	0.0	0.0	0.0
2.5°	0.3	0.3	0.3	0.3	0.3	0.3	0.3	0.3	0.3	0.3	0.3
5°	0.5	0.5	0.5	0.5	0.5	0.5	0.5	0.5	0.5	0.5	0.5
7.5°	0.7	0.7	0.7	0.7	0.7	0.7	0.7	0.7	0.7	0.7	0.6
10°	0.9	0.9	0.9	0.9	0.9	0.9	0.9	0.9	0.9	0.8	0.8
12.5°	1.2	1.2	1.2	1.2	1.2	1.2	1.1	1.1	1.1	1.1	1.1
15°	1.8	1.8	1.8	1.8	1.7	1.7	1.7	1.6	1.6	1.5	1.5
17.5°	2.5	2.5	2.5	2.5	2.4	2.4	2.3	2.3	2.2	2.1	2.0
20°	3.2	3.2	3.2	3.2	3.1	3.1	3.0	2.9	2.8	2.8	2.7
22.5°	4.0	4.0	4.0	3.9	3.9	3.8	3.7	3.6	3.5	3.4	3.3
25°	4.8	4.8	4.8	4.7	4.7	4.6	4.5	4.4	4.3	4.2	4.0
27.5°	5.5	5.6	5.6	5.5	5.5	5.4	5.3	5.2	5.0	4.9	4.7
30°	6.4	6.4	6.4	6.3	6.2	6.2	6.0	5.9	5.8	5.6	5.4
32.5°	7.3	7.3	7.3	7.2	7.1	7.0	6.9	6.7	6.5	6.3	6.1
35°	8.4	8.4	8.3	8.2	8.1	7.9	7.8	7.6	7.3	7.1	6.9
37.5°	9.7	9.7	9.6	9.4	9.3	9.1	8.8	8.6	8.3	8.0	7.7
40°	11.3	11.3	11.1	10.9	10.7	10.5	10.2	9.8	9.4	9.0	8.7
42.5°	13.4	13.4	13.1	12.9	12.6	12.3	11.8	11.3	10.8	10.3	9.8
45°	15.9	16.0	15.9	15.6	15.1	14.6	13.9	13.3	12.6	11.9	11.1
47.5°	19.8	19.9	19.5	19.1	18.5	17.7	16.7	15.8	14.9	13.8	12.8
50°	24.8	25.0	24.5	23.8	22.9	21.7	20.4	19.1	17.8	16.3	15.0
52.5°	31.4	31.5	30.9	29.9	28.5	26.8	25.0	23.4	21.5	19.4	17.6
55°	39.2	39.3	38.4	37.1	35.4	33.4	31.1	28.8	26.0	23.4	20.7
57.5°	47.9	48.2	46.9	45.4	43.2	40.8	37.9	34.9	31.7	28.1	24.5
60°	56.8	56.7	55.5	53.9	51.7	49.0	45.8	41.8	37.7	33.5	29.4
62.5°	65.5	65.2	64.1	62.3	60.0	57.1	53.5	49.4	44.5	39.4	34.6
65°	72.9	72.6	71.6	69.9	67.8	64.8	60.9	56.5	51.4	45.9	40.1
67.5°	79.6	79.1	78.2	76.7	74.8	71.8	67.9	63.4	58.1	52.1	45.8
70°	85.3	84.9	84.0	82.6	80.7	77.6	73.8	69.5	64.3	58.1	51.2
72.5°	90.2	89.9	89.0	87.6	85.7	82.4	79.0	74.8	69.4	63.3	56.3
75°	93.7	93.3	92.5	91.2	89.2	86.5	83.1	78.8	73.7	67.5	60.4
77.5°	95.4	95.2	94.5	93.4	91.6	89.5	85.9	81.6	76.5	70.5	63.6
80°	96.0	95.8	95.0	94.2	92.6	90.3	87.3	83.4	78.1	72.4	65.6
82.5°	95.6	95.3	94.6	93.5	92.1	90.0	87.2	83.3	78.5	72.8	66.4
85°	93.7	93.4	93.1	91.9	90.3	88.3	85.8	82.3	77.8	72.3	66.0
87.5°	90.3	90.3	90.2	89.3	87.6	85.7	83.3	80.1	75.8	70.6	64.7
90°	86.7	86.2	86.1	85.3	83.6	81.7	79.5	76.4	72.3	67.4	61.7
92.5°	80.4	79.9	79.7	78.8	77.3	75.5	73.3	70.4	66.6	62.2	57.1
95°	72.1	71.3	71.1	69.9	68.6	67.0	65.1	62.6	59.2	55.0	50.5
97.5°	61.5	61.3	60.3	59.5	58.6	57.3	55.3	52.8	50.2	47.0	43.4
100°	49.8	49.8	49.1	48.4	47.7	46.9	45.3	43.6	41.4	38.5	36.0
102.5°	39.4	39.1	39.1	38.6	38.1	36.9	36.2	34.8	33.3	31.6	29.5
105°	31.0	30.9	30.8	30.4	30.0	29.6	28.6	27.9	26.8	25.5	24.4
107.5°	24.9	24.8	24.7	24.6	24.3	23.7	23.4	22.6	22.2	21.4	20.3
110°	20.6	20.5	20.6	20.5	20.0	20.0	19.5	19.3	18.8	18.2	17.7



REPORT NUMBER: G2-2410-241-6
 CATALOG NUMBER: 1235E-##-#-4LEDG2-120/12-CS

CANDELA DISTRIBUTION (continued):

	0°	2.5°	5°	7.5°	10°	12.5°	15°	17.5°	20°	22.5°	25°
112.5°	17.7	17.7	17.7	17.6	17.5	17.3	17.1	16.8	16.5	16.1	15.6
115°	15.8	15.8	15.8	15.7	15.7	15.5	15.4	15.1	14.8	14.6	14.2
117.5°	14.6	14.5	14.5	14.4	14.4	14.3	14.1	13.9	13.7	13.4	13.2
120°	13.6	13.6	13.6	13.6	13.5	13.4	13.2	13.0	12.9	12.5	12.2
122.5°	12.9	12.9	12.9	12.9	12.7	12.7	12.5	12.3	12.1	11.9	11.5
125°	12.4	12.4	12.2	12.2	12.1	12.0	11.9	11.7	11.4	11.2	10.9
127.5°	11.8	11.8	11.6	11.6	11.5	11.4	11.3	11.1	10.8	10.5	10.2
130°	11.2	11.2	11.1	11.0	10.9	10.8	10.6	10.4	10.2	9.9	9.6
132.5°	10.5	10.5	10.4	10.4	10.2	10.1	9.9	9.7	9.5	9.2	8.9
135°	9.8	9.8	9.7	9.7	9.6	9.4	9.3	9.1	8.9	8.6	8.4
137.5°	9.1	9.1	9.0	9.0	8.9	8.8	8.6	8.4	8.2	7.9	7.7
140°	8.3	8.3	8.2	8.2	8.1	8.0	7.8	7.6	7.4	7.2	6.9
142.5°	7.5	7.5	7.4	7.4	7.3	7.2	7.0	6.9	6.7	6.5	6.2
145°	6.6	6.6	6.6	6.5	6.4	6.3	6.3	6.1	5.9	5.7	5.5
147.5°	5.8	5.8	5.8	5.7	5.6	5.5	5.4	5.3	5.1	4.9	4.8
150°	5.0	5.0	5.0	4.9	4.8	4.8	4.7	4.6	4.4	4.3	4.1
152.5°	4.2	4.2	4.2	4.1	4.1	4.0	3.9	3.8	3.7	3.6	3.4
155°	3.4	3.4	3.4	3.3	3.3	3.2	3.1	3.1	3.0	2.9	2.8
157.5°	2.7	2.7	2.7	2.7	2.6	2.6	2.5	2.4	2.4	2.3	2.3
160°	2.1	2.1	2.1	2.1	2.0	2.0	2.0	1.9	1.9	1.9	1.8
162.5°	1.7	1.7	1.7	1.7	1.6	1.6	1.6	1.5	1.5	1.4	1.4
165°	1.2	1.2	1.2	1.2	1.2	1.1	1.1	1.1	1.1	1.0	1.0
167.5°	0.8	0.8	0.8	0.8	0.8	0.8	0.7	0.7	0.7	0.7	0.7
170°	0.5	0.5	0.5	0.5	0.5	0.5	0.5	0.5	0.5	0.4	0.4
172.5°	0.2	0.2	0.2	0.2	0.2	0.3	0.3	0.3	0.3	0.3	0.2
175°	0.1	0.1	0.1	0.1	0.1	0.1	0.1	0.1	0.1	0.1	0.1
177.5°	0.0	0.0	0.0	0.0	0.0	0.0	0.0	0.0	0.0	0.0	0.0
180°	0.0	0.0	0.0	0.0	0.0	0.0	0.0	0.0	0.0	0.0	0.0



REPORT NUMBER: G2-2410-241-6

CATALOG NUMBER: 1235E-##-#-4LEDG2-120/12-CS

CANDELA DISTRIBUTION (continued):

	27.5°	30°	32.5°	35°	37.5°	40°	42.5°	45°	47.5°	50°	52.5°
0°	0.0	0.0	0.0	0.0	0.0	0.0	0.0	0.0	0.0	0.0	0.0
2.5°	0.3	0.3	0.3	0.2	0.2	0.2	0.2	0.2	0.2	0.2	0.2
5°	0.5	0.4	0.4	0.4	0.4	0.4	0.4	0.4	0.4	0.4	0.3
7.5°	0.6	0.6	0.6	0.6	0.6	0.6	0.5	0.5	0.5	0.5	0.5
10°	0.8	0.8	0.8	0.8	0.7	0.7	0.7	0.7	0.6	0.6	0.6
12.5°	1.0	1.0	1.0	0.9	0.9	0.9	0.8	0.8	0.8	0.7	0.7
15°	1.4	1.3	1.2	1.2	1.1	1.1	1.0	1.0	0.9	0.9	0.8
17.5°	1.9	1.8	1.7	1.6	1.5	1.4	1.3	1.2	1.1	1.0	1.0
20°	2.5	2.4	2.3	2.2	2.0	1.9	1.7	1.6	1.4	1.2	1.1
22.5°	3.2	3.0	2.9	2.7	2.5	2.4	2.2	2.0	1.8	1.6	1.4
25°	3.8	3.7	3.5	3.3	3.1	2.9	2.7	2.5	2.2	2.0	1.8
27.5°	4.5	4.3	4.1	3.9	3.7	3.5	3.3	3.0	2.7	2.4	2.2
30°	5.2	5.0	4.8	4.5	4.3	4.0	3.8	3.5	3.2	2.9	2.6
32.5°	5.9	5.7	5.4	5.2	4.9	4.6	4.3	4.0	3.7	3.4	3.0
35°	6.6	6.3	6.1	5.8	5.5	5.1	4.8	4.5	4.1	3.8	3.4
37.5°	7.4	7.1	6.7	6.4	6.0	5.7	5.3	5.0	4.6	4.2	3.8
40°	8.3	7.9	7.4	7.0	6.6	6.2	5.9	5.5	5.0	4.6	4.2
42.5°	9.3	8.8	8.3	7.8	7.3	6.8	6.4	5.9	5.5	5.0	4.6
45°	10.5	9.8	9.2	8.6	8.0	7.4	6.9	6.4	5.9	5.5	5.0
47.5°	11.9	11.0	10.2	9.4	8.8	8.1	7.5	6.9	6.4	5.9	5.3
50°	13.6	12.5	11.4	10.5	9.6	8.8	8.1	7.5	6.9	6.3	5.7
52.5°	15.8	14.2	12.8	11.6	10.6	9.7	8.8	8.0	7.4	6.7	6.1
55°	18.3	16.2	14.5	13.0	11.7	10.6	9.5	8.6	7.9	7.2	6.5
57.5°	21.5	18.8	16.5	14.6	12.9	11.5	10.4	9.3	8.4	7.6	6.9
60°	25.3	22.0	18.9	16.4	14.3	12.6	11.2	10.0	9.0	8.1	7.3
62.5°	29.8	25.4	21.7	18.5	15.8	13.7	12.1	10.8	9.5	8.5	7.7
65°	34.6	29.3	24.6	20.8	17.6	15.0	13.0	11.5	10.2	9.1	8.1
67.5°	39.3	33.3	27.9	23.2	19.3	16.2	14.0	12.2	10.7	9.5	8.5
70°	44.2	37.4	31.2	25.6	21.3	17.7	15.0	13.0	11.3	9.9	8.9
72.5°	48.7	41.2	34.2	28.1	23.1	19.0	15.9	13.7	11.8	10.4	9.2
75°	52.6	44.7	37.1	30.3	24.6	20.2	16.8	14.3	12.4	10.8	9.5
77.5°	55.9	47.5	39.4	32.3	26.2	21.4	17.7	14.9	12.8	11.1	9.8
80°	57.8	49.6	41.4	33.9	27.5	22.3	18.3	15.3	13.1	11.4	10.1
82.5°	58.9	50.8	42.4	34.8	28.1	22.9	18.7	15.7	13.5	11.7	10.2
85°	58.8	50.9	42.6	35.0	28.4	23.1	18.9	15.9	13.7	11.9	10.4
87.5°	57.8	50.5	42.4	34.9	28.4	23.1	19.0	15.9	13.7	11.9	10.5
90°	55.2	48.2	41.1	33.6	27.7	22.6	18.7	15.7	13.5	11.8	10.4
92.5°	51.5	45.0	38.2	31.7	26.2	21.6	18.1	15.3	13.2	11.6	10.3
95°	45.6	39.9	34.2	28.7	24.1	20.2	17.1	14.7	12.8	11.3	10.1
97.5°	39.5	34.9	30.2	25.8	22.0	18.7	16.1	14.0	12.3	11.0	9.8
100°	33.0	29.6	26.1	22.8	19.9	17.2	15.1	13.3	11.9	10.6	9.5
102.5°	27.0	24.6	22.2	20.0	17.8	15.8	14.0	12.5	11.3	10.2	9.2
105°	22.9	21.1	19.2	17.3	15.8	14.4	13.0	11.8	10.8	9.7	8.8
107.5°	19.2	18.2	17.0	15.7	14.4	13.2	12.0	11.1	10.2	9.3	8.4
110°	16.9	15.9	15.0	14.2	13.3	12.3	11.4	10.5	9.7	8.8	8.0



REPORT NUMBER: G2-2410-241-6
 CATALOG NUMBER: 1235E-##-#-4LEDG2-120/12-CS

CANDELA DISTRIBUTION (continued):

	27.5°	30°	32.5°	35°	37.5°	40°	42.5°	45°	47.5°	50°	52.5°
112.5°	15.1	14.5	13.8	13.0	12.3	11.5	10.7	10.0	9.2	8.4	7.6
115°	13.7	13.3	12.7	12.2	11.4	10.7	10.0	9.4	8.7	7.9	7.2
117.5°	12.8	12.3	11.8	11.3	10.7	10.1	9.5	8.8	8.1	7.4	6.7
120°	12.0	11.5	11.1	10.6	10.0	9.5	8.9	8.3	7.7	7.0	6.3
122.5°	11.2	10.8	10.4	9.9	9.4	8.9	8.4	7.8	7.2	6.6	6.0
125°	10.5	10.1	9.7	9.4	8.9	8.3	7.8	7.3	6.7	6.2	5.6
127.5°	9.9	9.6	9.1	8.7	8.3	7.9	7.3	6.8	6.3	5.7	5.2
130°	9.3	9.0	8.6	8.1	7.7	7.3	6.8	6.3	5.8	5.3	4.8
132.5°	8.7	8.3	8.0	7.6	7.2	6.7	6.3	5.9	5.4	4.9	4.4
135°	8.0	7.7	7.3	6.9	6.6	6.2	5.8	5.3	4.9	4.5	4.0
137.5°	7.4	7.0	6.7	6.4	6.0	5.6	5.2	4.8	4.4	4.0	3.6
140°	6.6	6.3	6.0	5.7	5.4	5.0	4.7	4.4	4.0	3.6	3.3
142.5°	6.0	5.7	5.4	5.1	4.8	4.5	4.2	3.8	3.5	3.2	2.9
145°	5.2	5.0	4.8	4.5	4.3	3.9	3.6	3.4	3.1	2.8	2.5
147.5°	4.6	4.4	4.2	4.0	3.7	3.4	3.1	2.9	2.6	2.4	2.2
150°	3.9	3.7	3.5	3.3	3.1	2.9	2.7	2.5	2.2	2.0	1.8
152.5°	3.3	3.1	2.9	2.7	2.6	2.4	2.3	2.1	1.9	1.8	1.6
155°	2.7	2.6	2.4	2.3	2.1	2.0	1.8	1.7	1.6	1.4	1.3
157.5°	2.2	2.1	2.0	1.9	1.7	1.6	1.5	1.4	1.3	1.2	1.1
160°	1.7	1.7	1.6	1.5	1.4	1.3	1.2	1.1	1.0	0.9	0.8
162.5°	1.3	1.3	1.2	1.2	1.1	1.0	0.9	0.9	0.8	0.7	0.6
165°	0.9	0.9	0.8	0.8	0.8	0.7	0.7	0.6	0.5	0.5	0.4
167.5°	0.6	0.6	0.6	0.5	0.5	0.5	0.4	0.4	0.4	0.3	0.3
170°	0.4	0.4	0.4	0.4	0.3	0.3	0.3	0.3	0.2	0.2	0.2
172.5°	0.2	0.2	0.2	0.2	0.2	0.2	0.1	0.1	0.1	0.1	0.1
175°	0.1	0.1	0.1	0.1	0.1	0.1	0.0	0.0	0.0	0.0	0.0
177.5°	0.0	0.0	0.0	0.0	0.0	0.0	0.0	0.0	0.0	0.0	0.0
180°	0.0	0.0	0.0	0.0	0.0	0.0	0.0	0.0	0.0	0.0	0.0



REPORT NUMBER: G2-2410-241-6
 CATALOG NUMBER: 1235E-##-#-4LEDG2-120/12-CS

CANDELA DISTRIBUTION (continued):

	55°	57.5°	60°	62.5°	65°	67.5°	70°	72.5°	75°	77.5°	80°
0°	0.0	0.0	0.0	0.0	0.0	0.0	0.0	0.0	0.0	0.0	0.0
2.5°	0.2	0.2	0.1	0.1	0.1	0.1	0.1	0.1	0.1	0.1	0.1
5°	0.3	0.3	0.3	0.3	0.3	0.2	0.2	0.2	0.2	0.1	0.1
7.5°	0.4	0.4	0.4	0.4	0.4	0.3	0.3	0.3	0.2	0.2	0.2
10°	0.6	0.5	0.5	0.5	0.4	0.4	0.4	0.3	0.3	0.3	0.2
12.5°	0.7	0.6	0.6	0.5	0.5	0.4	0.4	0.4	0.3	0.3	0.3
15°	0.7	0.7	0.6	0.5	0.5	0.5	0.4	0.4	0.4	0.3	0.3
17.5°	0.9	0.8	0.7	0.7	0.6	0.5	0.5	0.4	0.4	0.3	0.3
20°	1.1	1.0	0.9	0.8	0.7	0.6	0.5	0.5	0.4	0.4	0.3
22.5°	1.2	1.1	1.0	0.9	0.8	0.7	0.6	0.5	0.5	0.4	0.4
25°	1.6	1.3	1.2	1.1	0.9	0.8	0.7	0.6	0.5	0.4	0.4
27.5°	1.9	1.6	1.4	1.2	1.1	0.9	0.8	0.7	0.5	0.5	0.4
30°	2.3	2.0	1.7	1.4	1.2	1.0	0.9	0.7	0.6	0.5	0.4
32.5°	2.6	2.3	2.0	1.6	1.3	1.1	0.9	0.8	0.6	0.5	0.4
35°	3.0	2.6	2.3	1.9	1.6	1.2	1.0	0.8	0.7	0.6	0.5
37.5°	3.4	3.0	2.6	2.2	1.8	1.4	1.1	0.9	0.7	0.6	0.5
40°	3.8	3.4	2.9	2.4	2.0	1.6	1.3	1.0	0.8	0.6	0.5
42.5°	4.1	3.7	3.2	2.7	2.3	1.9	1.5	1.1	0.8	0.7	0.5
45°	4.5	4.0	3.5	3.0	2.5	2.1	1.7	1.3	0.9	0.7	0.6
47.5°	4.8	4.3	3.8	3.3	2.7	2.2	1.8	1.4	1.0	0.7	0.6
50°	5.1	4.6	4.0	3.5	2.9	2.4	1.9	1.5	1.1	0.8	0.6
52.5°	5.5	4.9	4.3	3.8	3.3	2.7	2.1	1.6	1.2	0.9	0.7
55°	5.9	5.3	4.6	4.0	3.5	2.8	2.3	1.7	1.3	0.9	0.7
57.5°	6.3	5.6	4.9	4.2	3.6	3.0	2.4	1.8	1.3	1.0	0.7
60°	6.5	5.9	5.2	4.5	3.9	3.2	2.6	2.0	1.5	1.1	0.7
62.5°	6.9	6.2	5.5	4.7	4.1	3.4	2.8	2.1	1.6	1.1	0.8
65°	7.2	6.5	5.7	5.0	4.3	3.6	2.9	2.2	1.7	1.2	0.8
67.5°	7.6	6.7	5.9	5.2	4.5	3.8	3.0	2.3	1.7	1.2	0.8
70°	7.9	7.0	6.2	5.4	4.7	3.9	3.2	2.5	1.9	1.3	0.9
72.5°	8.2	7.2	6.4	5.6	4.8	4.1	3.4	2.6	1.9	1.4	0.9
75°	8.5	7.5	6.6	5.8	5.0	4.2	3.5	2.7	2.0	1.4	1.0
77.5°	8.7	7.7	6.8	6.0	5.1	4.3	3.5	2.8	2.1	1.4	1.0
80°	8.9	7.9	7.0	6.1	5.3	4.5	3.7	2.9	2.1	1.6	1.1
82.5°	9.1	8.0	7.1	6.3	5.4	4.5	3.7	3.0	2.3	1.6	1.1
85°	9.2	8.1	7.2	6.4	5.5	4.6	3.8	3.0	2.3	1.6	1.1
87.5°	9.3	8.2	7.3	6.4	5.5	4.6	3.8	3.0	2.3	1.6	1.1
90°	9.2	8.2	7.2	6.3	5.5	4.6	3.8	3.0	2.3	1.6	1.1
92.5°	9.1	8.1	7.2	6.3	5.4	4.5	3.7	2.9	2.2	1.6	1.1
95°	8.9	7.9	7.0	6.1	5.2	4.4	3.6	2.8	2.1	1.5	1.0
97.5°	8.7	7.7	6.9	6.0	5.1	4.3	3.5	2.8	2.1	1.5	1.0
100°	8.5	7.5	6.7	5.9	5.0	4.2	3.4	2.7	2.0	1.5	1.0
102.5°	8.2	7.3	6.5	5.7	4.8	4.1	3.3	2.6	1.9	1.4	1.0
105°	7.9	7.1	6.3	5.5	4.7	3.9	3.2	2.5	1.9	1.3	0.9
107.5°	7.6	6.8	6.0	5.2	4.4	3.7	3.0	2.4	1.8	1.3	0.9
110°	7.2	6.5	5.7	4.9	4.2	3.5	2.9	2.3	1.7	1.2	0.8



REPORT NUMBER: G2-2410-241-6
 CATALOG NUMBER: 1235E-##-#-4LEDG2-120/12-CS

CANDELA DISTRIBUTION (continued):

	55°	57.5°	60°	62.5°	65°	67.5°	70°	72.5°	75°	77.5°	80°
112.5°	6.9	6.2	5.4	4.7	4.0	3.3	2.7	2.1	1.6	1.1	0.8
115°	6.5	5.8	5.1	4.4	3.7	3.1	2.5	2.0	1.5	1.1	0.7
117.5°	6.1	5.5	4.8	4.2	3.6	3.0	2.4	1.9	1.4	1.0	0.7
120°	5.7	5.1	4.5	3.9	3.3	2.8	2.2	1.7	1.3	1.0	0.6
122.5°	5.4	4.8	4.2	3.6	3.0	2.5	2.1	1.6	1.2	0.9	0.6
125°	5.0	4.5	4.0	3.4	2.9	2.4	1.9	1.5	1.2	0.8	0.6
127.5°	4.7	4.2	3.7	3.1	2.6	2.2	1.8	1.4	1.1	0.8	0.6
130°	4.3	3.8	3.3	2.9	2.4	2.0	1.6	1.3	1.0	0.7	0.5
132.5°	4.0	3.5	3.1	2.6	2.2	1.8	1.4	1.1	0.9	0.6	0.4
135°	3.6	3.2	2.8	2.4	2.0	1.6	1.3	1.1	0.8	0.6	0.4
137.5°	3.3	2.9	2.5	2.1	1.8	1.5	1.2	1.0	0.7	0.5	0.3
140°	2.9	2.5	2.2	1.9	1.6	1.3	1.1	0.8	0.6	0.4	0.3
142.5°	2.6	2.3	2.0	1.7	1.4	1.2	0.9	0.7	0.5	0.3	0.2
145°	2.2	2.0	1.7	1.5	1.2	1.0	0.8	0.6	0.4	0.3	0.2
147.5°	1.9	1.7	1.5	1.3	1.1	0.9	0.7	0.5	0.4	0.2	0.1
150°	1.6	1.4	1.2	1.0	0.9	0.7	0.6	0.4	0.3	0.2	0.1
152.5°	1.4	1.2	1.0	0.9	0.8	0.6	0.5	0.4	0.2	0.2	0.1
155°	1.1	1.0	0.9	0.8	0.6	0.5	0.4	0.3	0.2	0.1	0.1
157.5°	0.9	0.8	0.7	0.6	0.5	0.4	0.3	0.2	0.2	0.1	0.1
160°	0.7	0.6	0.5	0.4	0.4	0.3	0.2	0.2	0.1	0.1	0.0
162.5°	0.5	0.4	0.4	0.3	0.3	0.2	0.2	0.1	0.1	0.0	0.0
165°	0.4	0.3	0.3	0.2	0.2	0.2	0.1	0.1	0.1	0.0	0.0
167.5°	0.3	0.2	0.2	0.2	0.1	0.1	0.1	0.0	0.0	0.0	0.0
170°	0.2	0.1	0.1	0.1	0.1	0.1	0.0	0.0	0.0	0.0	0.0
172.5°	0.1	0.1	0.0	0.0	0.0	0.0	0.0	0.0	0.0	0.0	0.0
175°	0.0	0.0	0.0	0.0	0.0	0.0	0.0	0.0	0.0	0.0	0.0
177.5°	0.0	0.0	0.0	0.0	0.0	0.0	0.0	0.0	0.0	0.0	0.0
180°	0.0	0.0	0.0	0.0	0.0	0.0	0.0	0.0	0.0	0.0	0.0



REPORT NUMBER: G2-2410-241-6
 CATALOG NUMBER: 1235E-##-#-4LEDG2-120/12-CS

CANDELA DISTRIBUTION (continued):

	82.5°	85°	87.5°	90°	92.5°	95°	97.5°	100°	102.5°	105°	107.5°
0°	0.0	0.0	0.0	0.0	0.0	0.0	0.0	0.0	0.0	0.0	0.0
2.5°	0.0	0.0	0.0	0.0	0.0	0.0	0.0	0.0	0.0	0.0	0.0
5°	0.1	0.1	0.0	0.0	0.0	0.0	0.0	0.0	0.0	0.0	0.0
7.5°	0.1	0.1	0.0	0.0	0.0	0.0	0.0	0.0	0.0	0.0	0.0
10°	0.2	0.1	0.1	0.0	0.0	0.0	0.0	0.0	0.0	0.0	0.0
12.5°	0.2	0.1	0.1	0.0	0.0	0.0	0.0	0.0	0.0	0.0	0.0
15°	0.2	0.2	0.1	0.0	0.0	0.0	0.0	0.0	0.0	0.0	0.0
17.5°	0.3	0.2	0.1	0.0	0.0	0.0	0.0	0.0	0.0	0.0	0.0
20°	0.3	0.2	0.1	0.0	0.0	0.0	0.0	0.0	0.0	0.0	0.0
22.5°	0.3	0.2	0.1	0.0	0.0	0.0	0.0	0.0	0.0	0.0	0.0
25°	0.3	0.3	0.1	0.0	0.0	0.0	0.0	0.0	0.0	0.0	0.0
27.5°	0.3	0.3	0.1	0.0	0.0	0.0	0.0	0.0	0.0	0.0	0.0
30°	0.3	0.3	0.1	0.0	0.0	0.0	0.0	0.0	0.0	0.0	0.0
32.5°	0.3	0.2	0.1	0.0	0.0	0.0	0.0	0.0	0.0	0.0	0.0
35°	0.3	0.2	0.1	0.0	0.0	0.0	0.0	0.0	0.0	0.0	0.0
37.5°	0.4	0.2	0.1	0.0	0.0	0.0	0.0	0.0	0.0	0.0	0.0
40°	0.4	0.3	0.1	0.0	0.0	0.0	0.0	0.0	0.0	0.0	0.0
42.5°	0.4	0.3	0.1	0.0	0.0	0.0	0.0	0.0	0.0	0.0	0.0
45°	0.4	0.3	0.1	0.0	0.0	0.0	0.0	0.0	0.0	0.0	0.0
47.5°	0.4	0.3	0.1	0.0	0.0	0.0	0.0	0.0	0.0	0.0	0.0
50°	0.5	0.3	0.2	0.0	0.0	0.0	0.0	0.0	0.0	0.0	0.0
52.5°	0.5	0.3	0.2	0.0	0.0	0.0	0.0	0.0	0.0	0.0	0.0
55°	0.5	0.3	0.2	0.0	0.0	0.0	0.0	0.0	0.0	0.0	0.0
57.5°	0.5	0.3	0.2	0.0	0.0	0.0	0.0	0.0	0.0	0.0	0.0
60°	0.5	0.3	0.2	0.0	0.0	0.0	0.0	0.0	0.0	0.0	0.0
62.5°	0.5	0.4	0.2	0.0	0.0	0.0	0.0	0.0	0.0	0.0	0.0
65°	0.5	0.4	0.2	0.0	0.0	0.0	0.0	0.0	0.0	0.0	0.0
67.5°	0.6	0.4	0.2	0.0	0.0	0.0	0.0	0.0	0.0	0.0	0.0
70°	0.6	0.4	0.2	0.0	0.0	0.0	0.0	0.0	0.0	0.0	0.0
72.5°	0.7	0.4	0.2	0.0	0.0	0.0	0.0	0.0	0.0	0.0	0.0
75°	0.7	0.4	0.2	0.0	0.0	0.0	0.0	0.0	0.0	0.0	0.0
77.5°	0.7	0.4	0.2	0.0	0.0	0.0	0.0	0.0	0.0	0.0	0.0
80°	0.7	0.4	0.2	0.0	0.0	0.0	0.0	0.0	0.0	0.0	0.0
82.5°	0.7	0.4	0.2	0.0	0.0	0.0	0.0	0.0	0.0	0.0	0.0
85°	0.7	0.4	0.2	0.0	0.0	0.0	0.0	0.0	0.0	0.0	0.0
87.5°	0.7	0.4	0.2	0.0	0.0	0.0	0.0	0.0	0.0	0.0	0.0
90°	0.7	0.4	0.1	0.0	0.0	0.0	0.0	0.0	0.0	0.0	0.0
92.5°	0.7	0.4	0.1	0.0	0.0	0.0	0.0	0.0	0.0	0.0	0.0
95°	0.7	0.4	0.1	0.0	0.0	0.0	0.0	0.0	0.0	0.0	0.0
97.5°	0.7	0.4	0.1	0.0	0.0	0.0	0.0	0.0	0.0	0.0	0.0
100°	0.7	0.4	0.1	0.0	0.0	0.0	0.0	0.0	0.0	0.0	0.0
102.5°	0.6	0.3	0.1	0.0	0.0	0.0	0.0	0.0	0.0	0.0	0.0
105°	0.6	0.3	0.1	0.0	0.0	0.0	0.0	0.0	0.0	0.0	0.0
107.5°	0.6	0.3	0.1	0.0	0.0	0.0	0.0	0.0	0.0	0.0	0.0
110°	0.5	0.3	0.1	0.0	0.0	0.0	0.0	0.0	0.0	0.0	0.0



REPORT NUMBER: G2-2410-241-6
 CATALOG NUMBER: 1235E-##-#-4LEDG2-120/12-CS

CANDELA DISTRIBUTION (continued):

	82.5°	85°	87.5°	90°	92.5°	95°	97.5°	100°	102.5°	105°	107.5°
112.5°	0.5	0.3	0.1	0.0	0.0	0.0	0.0	0.0	0.0	0.0	0.0
115°	0.4	0.3	0.1	0.0	0.0	0.0	0.0	0.0	0.0	0.0	0.0
117.5°	0.4	0.3	0.1	0.0	0.0	0.0	0.0	0.0	0.0	0.0	0.0
120°	0.4	0.2	0.1	0.0	0.0	0.0	0.0	0.0	0.0	0.0	0.0
122.5°	0.4	0.2	0.1	0.0	0.0	0.0	0.0	0.0	0.0	0.0	0.0
125°	0.3	0.2	0.1	0.0	0.0	0.0	0.0	0.0	0.0	0.0	0.0
127.5°	0.3	0.2	0.1	0.0	0.0	0.0	0.0	0.0	0.0	0.0	0.0
130°	0.3	0.2	0.1	0.0	0.0	0.0	0.0	0.0	0.0	0.0	0.0
132.5°	0.2	0.1	0.1	0.0	0.0	0.0	0.0	0.0	0.0	0.0	0.0
135°	0.2	0.1	0.1	0.0	0.0	0.0	0.0	0.0	0.0	0.0	0.0
137.5°	0.2	0.1	0.1	0.0	0.0	0.0	0.0	0.0	0.0	0.0	0.0
140°	0.2	0.1	0.1	0.0	0.0	0.0	0.0	0.0	0.0	0.0	0.0
142.5°	0.1	0.0	0.0	0.0	0.0	0.0	0.0	0.0	0.0	0.0	0.0
145°	0.1	0.0	0.0	0.0	0.0	0.0	0.0	0.0	0.0	0.0	0.0
147.5°	0.1	0.0	0.0	0.0	0.0	0.0	0.0	0.0	0.0	0.0	0.0
150°	0.0	0.0	0.0	0.0	0.0	0.0	0.0	0.0	0.0	0.0	0.0
152.5°	0.0	0.0	0.0	0.0	0.0	0.0	0.0	0.0	0.0	0.0	0.0
155°	0.0	0.0	0.0	0.0	0.0	0.0	0.0	0.0	0.0	0.0	0.0
157.5°	0.0	0.0	0.0	0.0	0.0	0.0	0.0	0.0	0.0	0.0	0.0
160°	0.0	0.0	0.0	0.0	0.0	0.0	0.0	0.0	0.0	0.0	0.0
162.5°	0.0	0.0	0.0	0.0	0.0	0.0	0.0	0.0	0.0	0.0	0.0
165°	0.0	0.0	0.0	0.0	0.0	0.0	0.0	0.0	0.0	0.0	0.0
167.5°	0.0	0.0	0.0	0.0	0.0	0.0	0.0	0.0	0.0	0.0	0.0
170°	0.0	0.0	0.0	0.0	0.0	0.0	0.0	0.0	0.0	0.0	0.0
172.5°	0.0	0.0	0.0	0.0	0.0	0.0	0.0	0.0	0.0	0.0	0.0
175°	0.0	0.0	0.0	0.0	0.0	0.0	0.0	0.0	0.0	0.0	0.0
177.5°	0.0	0.0	0.0	0.0	0.0	0.0	0.0	0.0	0.0	0.0	0.0
180°	0.0	0.0	0.0	0.0	0.0	0.0	0.0	0.0	0.0	0.0	0.0



REPORT NUMBER: G2-2410-241-6
 CATALOG NUMBER: 1235E-##-#-4LEDG2-120/12-CS

CANDELA DISTRIBUTION (continued):

	110°	112.5°	115°	117.5°	120°	122.5°	125°	127.5°	130°	132.5°	135°
0°	0.0	0.0	0.0	0.0	0.0	0.0	0.0	0.0	0.0	0.0	0.0
2.5°	0.0	0.0	0.0	0.0	0.0	0.0	0.0	0.0	0.0	0.0	0.0
5°	0.0	0.0	0.0	0.0	0.0	0.0	0.0	0.0	0.0	0.0	0.0
7.5°	0.0	0.0	0.0	0.0	0.0	0.0	0.0	0.0	0.0	0.0	0.0
10°	0.0	0.0	0.0	0.0	0.0	0.0	0.0	0.0	0.0	0.0	0.0
12.5°	0.0	0.0	0.0	0.0	0.0	0.0	0.0	0.0	0.0	0.0	0.0
15°	0.0	0.0	0.0	0.0	0.0	0.0	0.0	0.0	0.0	0.0	0.0
17.5°	0.0	0.0	0.0	0.0	0.0	0.0	0.0	0.0	0.0	0.0	0.0
20°	0.0	0.0	0.0	0.0	0.0	0.0	0.0	0.0	0.0	0.0	0.0
22.5°	0.0	0.0	0.0	0.0	0.0	0.0	0.0	0.0	0.0	0.0	0.0
25°	0.0	0.0	0.0	0.0	0.0	0.0	0.0	0.0	0.0	0.0	0.0
27.5°	0.0	0.0	0.0	0.0	0.0	0.0	0.0	0.0	0.0	0.0	0.0
30°	0.0	0.0	0.0	0.0	0.0	0.0	0.0	0.0	0.0	0.0	0.0
32.5°	0.0	0.0	0.0	0.0	0.0	0.0	0.0	0.0	0.0	0.0	0.0
35°	0.0	0.0	0.0	0.0	0.0	0.0	0.0	0.0	0.0	0.0	0.0
37.5°	0.0	0.0	0.0	0.0	0.0	0.0	0.0	0.0	0.0	0.0	0.0
40°	0.0	0.0	0.0	0.0	0.0	0.0	0.0	0.0	0.0	0.0	0.0
42.5°	0.0	0.0	0.0	0.0	0.0	0.0	0.0	0.0	0.0	0.0	0.0
45°	0.0	0.0	0.0	0.0	0.0	0.0	0.0	0.0	0.0	0.0	0.0
47.5°	0.0	0.0	0.0	0.0	0.0	0.0	0.0	0.0	0.0	0.0	0.0
50°	0.0	0.0	0.0	0.0	0.0	0.0	0.0	0.0	0.0	0.0	0.0
52.5°	0.0	0.0	0.0	0.0	0.0	0.0	0.0	0.0	0.0	0.0	0.0
55°	0.0	0.0	0.0	0.0	0.0	0.0	0.0	0.0	0.0	0.0	0.0
57.5°	0.0	0.0	0.0	0.0	0.0	0.0	0.0	0.0	0.0	0.0	0.0
60°	0.0	0.0	0.0	0.0	0.0	0.0	0.0	0.0	0.0	0.0	0.0
62.5°	0.0	0.0	0.0	0.0	0.0	0.0	0.0	0.0	0.0	0.0	0.0
65°	0.0	0.0	0.0	0.0	0.0	0.0	0.0	0.0	0.0	0.0	0.0
67.5°	0.0	0.0	0.0	0.0	0.0	0.0	0.0	0.0	0.0	0.0	0.0
70°	0.0	0.0	0.0	0.0	0.0	0.0	0.0	0.0	0.0	0.0	0.0
72.5°	0.0	0.0	0.0	0.0	0.0	0.0	0.0	0.0	0.0	0.0	0.0
75°	0.0	0.0	0.0	0.0	0.0	0.0	0.0	0.0	0.0	0.0	0.0
77.5°	0.0	0.0	0.0	0.0	0.0	0.0	0.0	0.0	0.0	0.0	0.0
80°	0.0	0.0	0.0	0.0	0.0	0.0	0.0	0.0	0.0	0.0	0.0
82.5°	0.0	0.0	0.0	0.0	0.0	0.0	0.0	0.0	0.0	0.0	0.0
85°	0.0	0.0	0.0	0.0	0.0	0.0	0.0	0.0	0.0	0.0	0.0
87.5°	0.0	0.0	0.0	0.0	0.0	0.0	0.0	0.0	0.0	0.0	0.0
90°	0.0	0.0	0.0	0.0	0.0	0.0	0.0	0.0	0.0	0.0	0.0
92.5°	0.0	0.0	0.0	0.0	0.0	0.0	0.0	0.0	0.0	0.0	0.0
95°	0.0	0.0	0.0	0.0	0.0	0.0	0.0	0.0	0.0	0.0	0.0
97.5°	0.0	0.0	0.0	0.0	0.0	0.0	0.0	0.0	0.0	0.0	0.0
100°	0.0	0.0	0.0	0.0	0.0	0.0	0.0	0.0	0.0	0.0	0.0
102.5°	0.0	0.0	0.0	0.0	0.0	0.0	0.0	0.0	0.0	0.0	0.0
105°	0.0	0.0	0.0	0.0	0.0	0.0	0.0	0.0	0.0	0.0	0.0
107.5°	0.0	0.0	0.0	0.0	0.0	0.0	0.0	0.0	0.0	0.0	0.0
110°	0.0	0.0	0.0	0.0	0.0	0.0	0.0	0.0	0.0	0.0	0.0



REPORT NUMBER: G2-2410-241-6
 CATALOG NUMBER: 1235E-##-#-4LEDG2-120/12-CS

CANDELA DISTRIBUTION (continued):

	110°	112.5°	115°	117.5°	120°	122.5°	125°	127.5°	130°	132.5°	135°
112.5°	0.0	0.0	0.0	0.0	0.0	0.0	0.0	0.0	0.0	0.0	0.0
115°	0.0	0.0	0.0	0.0	0.0	0.0	0.0	0.0	0.0	0.0	0.0
117.5°	0.0	0.0	0.0	0.0	0.0	0.0	0.0	0.0	0.0	0.0	0.0
120°	0.0	0.0	0.0	0.0	0.0	0.0	0.0	0.0	0.0	0.0	0.0
122.5°	0.0	0.0	0.0	0.0	0.0	0.0	0.0	0.0	0.0	0.0	0.0
125°	0.0	0.0	0.0	0.0	0.0	0.0	0.0	0.0	0.0	0.0	0.0
127.5°	0.0	0.0	0.0	0.0	0.0	0.0	0.0	0.0	0.0	0.0	0.0
130°	0.0	0.0	0.0	0.0	0.0	0.0	0.0	0.0	0.0	0.0	0.0
132.5°	0.0	0.0	0.0	0.0	0.0	0.0	0.0	0.0	0.0	0.0	0.0
135°	0.0	0.0	0.0	0.0	0.0	0.0	0.0	0.0	0.0	0.0	0.0
137.5°	0.0	0.0	0.0	0.0	0.0	0.0	0.0	0.0	0.0	0.0	0.0
140°	0.0	0.0	0.0	0.0	0.0	0.0	0.0	0.0	0.0	0.0	0.0
142.5°	0.0	0.0	0.0	0.0	0.0	0.0	0.0	0.0	0.0	0.0	0.0
145°	0.0	0.0	0.0	0.0	0.0	0.0	0.0	0.0	0.0	0.0	0.0
147.5°	0.0	0.0	0.0	0.0	0.0	0.0	0.0	0.0	0.0	0.0	0.0
150°	0.0	0.0	0.0	0.0	0.0	0.0	0.0	0.0	0.0	0.0	0.0
152.5°	0.0	0.0	0.0	0.0	0.0	0.0	0.0	0.0	0.0	0.0	0.0
155°	0.0	0.0	0.0	0.0	0.0	0.0	0.0	0.0	0.0	0.0	0.0
157.5°	0.0	0.0	0.0	0.0	0.0	0.0	0.0	0.0	0.0	0.0	0.0
160°	0.0	0.0	0.0	0.0	0.0	0.0	0.0	0.0	0.0	0.0	0.0
162.5°	0.0	0.0	0.0	0.0	0.0	0.0	0.0	0.0	0.0	0.0	0.0
165°	0.0	0.0	0.0	0.0	0.0	0.0	0.0	0.0	0.0	0.0	0.0
167.5°	0.0	0.0	0.0	0.0	0.0	0.0	0.0	0.0	0.0	0.0	0.0
170°	0.0	0.0	0.0	0.0	0.0	0.0	0.0	0.0	0.0	0.0	0.0
172.5°	0.0	0.0	0.0	0.0	0.0	0.0	0.0	0.0	0.0	0.0	0.0
175°	0.0	0.0	0.0	0.0	0.0	0.0	0.0	0.0	0.0	0.0	0.0
177.5°	0.0	0.0	0.0	0.0	0.0	0.0	0.0	0.0	0.0	0.0	0.0
180°	0.0	0.0	0.0	0.0	0.0	0.0	0.0	0.0	0.0	0.0	0.0



REPORT NUMBER: G2-2410-241-6
 CATALOG NUMBER: 1235E-##-#-4LEDG2-120/12-CS

CANDELA DISTRIBUTION (continued):

	137.5°	140°	142.5°	145°	147.5°	150°	152.5°	155°	157.5°	160°	162.5°
0°	0.0	0.0	0.0	0.0	0.0	0.0	0.0	0.0	0.0	0.0	0.0
2.5°	0.0	0.0	0.0	0.0	0.0	0.0	0.0	0.0	0.0	0.0	0.0
5°	0.0	0.0	0.0	0.0	0.0	0.0	0.0	0.0	0.0	0.0	0.0
7.5°	0.0	0.0	0.0	0.0	0.0	0.0	0.0	0.0	0.0	0.0	0.0
10°	0.0	0.0	0.0	0.0	0.0	0.0	0.0	0.0	0.0	0.0	0.0
12.5°	0.0	0.0	0.0	0.0	0.0	0.0	0.0	0.0	0.0	0.0	0.0
15°	0.0	0.0	0.0	0.0	0.0	0.0	0.0	0.0	0.0	0.0	0.0
17.5°	0.0	0.0	0.0	0.0	0.0	0.0	0.0	0.0	0.0	0.0	0.0
20°	0.0	0.0	0.0	0.0	0.0	0.0	0.0	0.0	0.0	0.0	0.0
22.5°	0.0	0.0	0.0	0.0	0.0	0.0	0.0	0.0	0.0	0.0	0.0
25°	0.0	0.0	0.0	0.0	0.0	0.0	0.0	0.0	0.0	0.0	0.0
27.5°	0.0	0.0	0.0	0.0	0.0	0.0	0.0	0.0	0.0	0.0	0.0
30°	0.0	0.0	0.0	0.0	0.0	0.0	0.0	0.0	0.0	0.0	0.0
32.5°	0.0	0.0	0.0	0.0	0.0	0.0	0.0	0.0	0.0	0.0	0.0
35°	0.0	0.0	0.0	0.0	0.0	0.0	0.0	0.0	0.0	0.0	0.0
37.5°	0.0	0.0	0.0	0.0	0.0	0.0	0.0	0.0	0.0	0.0	0.0
40°	0.0	0.0	0.0	0.0	0.0	0.0	0.0	0.0	0.0	0.0	0.0
42.5°	0.0	0.0	0.0	0.0	0.0	0.0	0.0	0.0	0.0	0.0	0.0
45°	0.0	0.0	0.0	0.0	0.0	0.0	0.0	0.0	0.0	0.0	0.0
47.5°	0.0	0.0	0.0	0.0	0.0	0.0	0.0	0.0	0.0	0.0	0.0
50°	0.0	0.0	0.0	0.0	0.0	0.0	0.0	0.0	0.0	0.0	0.0
52.5°	0.0	0.0	0.0	0.0	0.0	0.0	0.0	0.0	0.0	0.0	0.0
55°	0.0	0.0	0.0	0.0	0.0	0.0	0.0	0.0	0.0	0.0	0.0
57.5°	0.0	0.0	0.0	0.0	0.0	0.0	0.0	0.0	0.0	0.0	0.0
60°	0.0	0.0	0.0	0.0	0.0	0.0	0.0	0.0	0.0	0.0	0.0
62.5°	0.0	0.0	0.0	0.0	0.0	0.0	0.0	0.0	0.0	0.0	0.0
65°	0.0	0.0	0.0	0.0	0.0	0.0	0.0	0.0	0.0	0.0	0.0
67.5°	0.0	0.0	0.0	0.0	0.0	0.0	0.0	0.0	0.0	0.0	0.0
70°	0.0	0.0	0.0	0.0	0.0	0.0	0.0	0.0	0.0	0.0	0.0
72.5°	0.0	0.0	0.0	0.0	0.0	0.0	0.0	0.0	0.0	0.0	0.0
75°	0.0	0.0	0.0	0.0	0.0	0.0	0.0	0.0	0.0	0.0	0.0
77.5°	0.0	0.0	0.0	0.0	0.0	0.0	0.0	0.0	0.0	0.0	0.0
80°	0.0	0.0	0.0	0.0	0.0	0.0	0.0	0.0	0.0	0.0	0.0
82.5°	0.0	0.0	0.0	0.0	0.0	0.0	0.0	0.0	0.0	0.0	0.0
85°	0.0	0.0	0.0	0.0	0.0	0.0	0.0	0.0	0.0	0.0	0.0
87.5°	0.0	0.0	0.0	0.0	0.0	0.0	0.0	0.0	0.0	0.0	0.0
90°	0.0	0.0	0.0	0.0	0.0	0.0	0.0	0.0	0.0	0.0	0.0
92.5°	0.0	0.0	0.0	0.0	0.0	0.0	0.0	0.0	0.0	0.0	0.0
95°	0.0	0.0	0.0	0.0	0.0	0.0	0.0	0.0	0.0	0.0	0.0
97.5°	0.0	0.0	0.0	0.0	0.0	0.0	0.0	0.0	0.0	0.0	0.0
100°	0.0	0.0	0.0	0.0	0.0	0.0	0.0	0.0	0.0	0.0	0.0
102.5°	0.0	0.0	0.0	0.0	0.0	0.0	0.0	0.0	0.0	0.0	0.0
105°	0.0	0.0	0.0	0.0	0.0	0.0	0.0	0.0	0.0	0.0	0.0
107.5°	0.0	0.0	0.0	0.0	0.0	0.0	0.0	0.0	0.0	0.0	0.0
110°	0.0	0.0	0.0	0.0	0.0	0.0	0.0	0.0	0.0	0.0	0.0



REPORT NUMBER: G2-2410-241-6
 CATALOG NUMBER: 1235E-##-#-4LEDG2-120/12-CS

CANDELA DISTRIBUTION (continued):

	137.5°	140°	142.5°	145°	147.5°	150°	152.5°	155°	157.5°	160°	162.5°
112.5°	0.0	0.0	0.0	0.0	0.0	0.0	0.0	0.0	0.0	0.0	0.0
115°	0.0	0.0	0.0	0.0	0.0	0.0	0.0	0.0	0.0	0.0	0.0
117.5°	0.0	0.0	0.0	0.0	0.0	0.0	0.0	0.0	0.0	0.0	0.0
120°	0.0	0.0	0.0	0.0	0.0	0.0	0.0	0.0	0.0	0.0	0.0
122.5°	0.0	0.0	0.0	0.0	0.0	0.0	0.0	0.0	0.0	0.0	0.0
125°	0.0	0.0	0.0	0.0	0.0	0.0	0.0	0.0	0.0	0.0	0.0
127.5°	0.0	0.0	0.0	0.0	0.0	0.0	0.0	0.0	0.0	0.0	0.0
130°	0.0	0.0	0.0	0.0	0.0	0.0	0.0	0.0	0.0	0.0	0.0
132.5°	0.0	0.0	0.0	0.0	0.0	0.0	0.0	0.0	0.0	0.0	0.0
135°	0.0	0.0	0.0	0.0	0.0	0.0	0.0	0.0	0.0	0.0	0.0
137.5°	0.0	0.0	0.0	0.0	0.0	0.0	0.0	0.0	0.0	0.0	0.0
140°	0.0	0.0	0.0	0.0	0.0	0.0	0.0	0.0	0.0	0.0	0.0
142.5°	0.0	0.0	0.0	0.0	0.0	0.0	0.0	0.0	0.0	0.0	0.0
145°	0.0	0.0	0.0	0.0	0.0	0.0	0.0	0.0	0.0	0.0	0.0
147.5°	0.0	0.0	0.0	0.0	0.0	0.0	0.0	0.0	0.0	0.0	0.0
150°	0.0	0.0	0.0	0.0	0.0	0.0	0.0	0.0	0.0	0.0	0.0
152.5°	0.0	0.0	0.0	0.0	0.0	0.0	0.0	0.0	0.0	0.0	0.0
155°	0.0	0.0	0.0	0.0	0.0	0.0	0.0	0.0	0.0	0.0	0.0
157.5°	0.0	0.0	0.0	0.0	0.0	0.0	0.0	0.0	0.0	0.0	0.0
160°	0.0	0.0	0.0	0.0	0.0	0.0	0.0	0.0	0.0	0.0	0.0
162.5°	0.0	0.0	0.0	0.0	0.0	0.0	0.0	0.0	0.0	0.0	0.0
165°	0.0	0.0	0.0	0.0	0.0	0.0	0.0	0.0	0.0	0.0	0.0
167.5°	0.0	0.0	0.0	0.0	0.0	0.0	0.0	0.0	0.0	0.0	0.0
170°	0.0	0.0	0.0	0.0	0.0	0.0	0.0	0.0	0.0	0.0	0.0
172.5°	0.0	0.0	0.0	0.0	0.0	0.0	0.0	0.0	0.0	0.0	0.0
175°	0.0	0.0	0.0	0.0	0.0	0.0	0.0	0.0	0.0	0.0	0.0
177.5°	0.0	0.0	0.0	0.0	0.0	0.0	0.0	0.0	0.0	0.0	0.0
180°	0.0	0.0	0.0	0.0	0.0	0.0	0.0	0.0	0.0	0.0	0.0



REPORT NUMBER: G2-2410-241-6
 CATALOG NUMBER: 1235E-##-#-4LEDG2-120/12-CS

CANDELA DISTRIBUTION (continued):

	165°	167.5°	170°	172.5°	175°	177.5°	180°	182.5°	185°	187.5°	190°
0°	0.0	0.0	0.0	0.0	0.0	0.0	0.0	0.0	0.0	0.0	0.0
2.5°	0.0	0.0	0.0	0.0	0.0	0.0	0.0	0.0	0.0	0.0	0.0
5°	0.0	0.0	0.0	0.0	0.0	0.0	0.0	0.0	0.0	0.0	0.0
7.5°	0.0	0.0	0.0	0.0	0.0	0.0	0.0	0.0	0.0	0.0	0.0
10°	0.0	0.0	0.0	0.0	0.0	0.0	0.0	0.0	0.0	0.0	0.0
12.5°	0.0	0.0	0.0	0.0	0.0	0.0	0.0	0.0	0.0	0.0	0.0
15°	0.0	0.0	0.0	0.0	0.0	0.0	0.0	0.0	0.0	0.0	0.0
17.5°	0.0	0.0	0.0	0.0	0.0	0.0	0.0	0.0	0.0	0.0	0.0
20°	0.0	0.0	0.0	0.0	0.0	0.0	0.0	0.0	0.0	0.0	0.0
22.5°	0.0	0.0	0.0	0.0	0.0	0.0	0.0	0.0	0.0	0.0	0.0
25°	0.0	0.0	0.0	0.0	0.0	0.0	0.0	0.0	0.0	0.0	0.0
27.5°	0.0	0.0	0.0	0.0	0.0	0.0	0.0	0.0	0.0	0.0	0.0
30°	0.0	0.0	0.0	0.0	0.0	0.0	0.0	0.0	0.0	0.0	0.0
32.5°	0.0	0.0	0.0	0.0	0.0	0.0	0.0	0.0	0.0	0.0	0.0
35°	0.0	0.0	0.0	0.0	0.0	0.0	0.0	0.0	0.0	0.0	0.0
37.5°	0.0	0.0	0.0	0.0	0.0	0.0	0.0	0.0	0.0	0.0	0.0
40°	0.0	0.0	0.0	0.0	0.0	0.0	0.0	0.0	0.0	0.0	0.0
42.5°	0.0	0.0	0.0	0.0	0.0	0.0	0.0	0.0	0.0	0.0	0.0
45°	0.0	0.0	0.0	0.0	0.0	0.0	0.0	0.0	0.0	0.0	0.0
47.5°	0.0	0.0	0.0	0.0	0.0	0.0	0.0	0.0	0.0	0.0	0.0
50°	0.0	0.0	0.0	0.0	0.0	0.0	0.0	0.0	0.0	0.0	0.0
52.5°	0.0	0.0	0.0	0.0	0.0	0.0	0.0	0.0	0.0	0.0	0.0
55°	0.0	0.0	0.0	0.0	0.0	0.0	0.0	0.0	0.0	0.0	0.0
57.5°	0.0	0.0	0.0	0.0	0.0	0.0	0.0	0.0	0.0	0.0	0.0
60°	0.0	0.0	0.0	0.0	0.0	0.0	0.0	0.0	0.0	0.0	0.0
62.5°	0.0	0.0	0.0	0.0	0.0	0.0	0.0	0.0	0.0	0.0	0.0
65°	0.0	0.0	0.0	0.0	0.0	0.0	0.0	0.0	0.0	0.0	0.0
67.5°	0.0	0.0	0.0	0.0	0.0	0.0	0.0	0.0	0.0	0.0	0.0
70°	0.0	0.0	0.0	0.0	0.0	0.0	0.0	0.0	0.0	0.0	0.0
72.5°	0.0	0.0	0.0	0.0	0.0	0.0	0.0	0.0	0.0	0.0	0.0
75°	0.0	0.0	0.0	0.0	0.0	0.0	0.0	0.0	0.0	0.0	0.0
77.5°	0.0	0.0	0.0	0.0	0.0	0.0	0.0	0.0	0.0	0.0	0.0
80°	0.0	0.0	0.0	0.0	0.0	0.0	0.0	0.0	0.0	0.0	0.0
82.5°	0.0	0.0	0.0	0.0	0.0	0.0	0.0	0.0	0.0	0.0	0.0
85°	0.0	0.0	0.0	0.0	0.0	0.0	0.0	0.0	0.0	0.0	0.0
87.5°	0.0	0.0	0.0	0.0	0.0	0.0	0.0	0.0	0.0	0.0	0.0
90°	0.0	0.0	0.0	0.0	0.0	0.0	0.0	0.0	0.0	0.0	0.0
92.5°	0.0	0.0	0.0	0.0	0.0	0.0	0.0	0.0	0.0	0.0	0.0
95°	0.0	0.0	0.0	0.0	0.0	0.0	0.0	0.0	0.0	0.0	0.0
97.5°	0.0	0.0	0.0	0.0	0.0	0.0	0.0	0.0	0.0	0.0	0.0
100°	0.0	0.0	0.0	0.0	0.0	0.0	0.0	0.0	0.0	0.0	0.0
102.5°	0.0	0.0	0.0	0.0	0.0	0.0	0.0	0.0	0.0	0.0	0.0
105°	0.0	0.0	0.0	0.0	0.0	0.0	0.0	0.0	0.0	0.0	0.0
107.5°	0.0	0.0	0.0	0.0	0.0	0.0	0.0	0.0	0.0	0.0	0.0
110°	0.0	0.0	0.0	0.0	0.0	0.0	0.0	0.0	0.0	0.0	0.0



REPORT NUMBER: G2-2410-241-6
 CATALOG NUMBER: 1235E-##-#-4LEDG2-120/12-CS

CANDELA DISTRIBUTION (continued):

	165°	167.5°	170°	172.5°	175°	177.5°	180°	182.5°	185°	187.5°	190°
112.5°	0.0	0.0	0.0	0.0	0.0	0.0	0.0	0.0	0.0	0.0	0.0
115°	0.0	0.0	0.0	0.0	0.0	0.0	0.0	0.0	0.0	0.0	0.0
117.5°	0.0	0.0	0.0	0.0	0.0	0.0	0.0	0.0	0.0	0.0	0.0
120°	0.0	0.0	0.0	0.0	0.0	0.0	0.0	0.0	0.0	0.0	0.0
122.5°	0.0	0.0	0.0	0.0	0.0	0.0	0.0	0.0	0.0	0.0	0.0
125°	0.0	0.0	0.0	0.0	0.0	0.0	0.0	0.0	0.0	0.0	0.0
127.5°	0.0	0.0	0.0	0.0	0.0	0.0	0.0	0.0	0.0	0.0	0.0
130°	0.0	0.0	0.0	0.0	0.0	0.0	0.0	0.0	0.0	0.0	0.0
132.5°	0.0	0.0	0.0	0.0	0.0	0.0	0.0	0.0	0.0	0.0	0.0
135°	0.0	0.0	0.0	0.0	0.0	0.0	0.0	0.0	0.0	0.0	0.0
137.5°	0.0	0.0	0.0	0.0	0.0	0.0	0.0	0.0	0.0	0.0	0.0
140°	0.0	0.0	0.0	0.0	0.0	0.0	0.0	0.0	0.0	0.0	0.0
142.5°	0.0	0.0	0.0	0.0	0.0	0.0	0.0	0.0	0.0	0.0	0.0
145°	0.0	0.0	0.0	0.0	0.0	0.0	0.0	0.0	0.0	0.0	0.0
147.5°	0.0	0.0	0.0	0.0	0.0	0.0	0.0	0.0	0.0	0.0	0.0
150°	0.0	0.0	0.0	0.0	0.0	0.0	0.0	0.0	0.0	0.0	0.0
152.5°	0.0	0.0	0.0	0.0	0.0	0.0	0.0	0.0	0.0	0.0	0.0
155°	0.0	0.0	0.0	0.0	0.0	0.0	0.0	0.0	0.0	0.0	0.0
157.5°	0.0	0.0	0.0	0.0	0.0	0.0	0.0	0.0	0.0	0.0	0.0
160°	0.0	0.0	0.0	0.0	0.0	0.0	0.0	0.0	0.0	0.0	0.0
162.5°	0.0	0.0	0.0	0.0	0.0	0.0	0.0	0.0	0.0	0.0	0.0
165°	0.0	0.0	0.0	0.0	0.0	0.0	0.0	0.0	0.0	0.0	0.0
167.5°	0.0	0.0	0.0	0.0	0.0	0.0	0.0	0.0	0.0	0.0	0.0
170°	0.0	0.0	0.0	0.0	0.0	0.0	0.0	0.0	0.0	0.0	0.0
172.5°	0.0	0.0	0.0	0.0	0.0	0.0	0.0	0.0	0.0	0.0	0.0
175°	0.0	0.0	0.0	0.0	0.0	0.0	0.0	0.0	0.0	0.0	0.0
177.5°	0.0	0.0	0.0	0.0	0.0	0.0	0.0	0.0	0.0	0.0	0.0
180°	0.0	0.0	0.0	0.0	0.0	0.0	0.0	0.0	0.0	0.0	0.0



REPORT NUMBER: G2-2410-241-6
 CATALOG NUMBER: 1235E-##-#-4LEDG2-120/12-CS

CANDELA DISTRIBUTION (continued):

	192.5°	195°	197.5°	200°	202.5°	205°	207.5°	210°	212.5°	215°	217.5°
0°	0.0	0.0	0.0	0.0	0.0	0.0	0.0	0.0	0.0	0.0	0.0
2.5°	0.0	0.0	0.0	0.0	0.0	0.0	0.0	0.0	0.0	0.0	0.0
5°	0.0	0.0	0.0	0.0	0.0	0.0	0.0	0.0	0.0	0.0	0.0
7.5°	0.0	0.0	0.0	0.0	0.0	0.0	0.0	0.0	0.0	0.0	0.0
10°	0.0	0.0	0.0	0.0	0.0	0.0	0.0	0.0	0.0	0.0	0.0
12.5°	0.0	0.0	0.0	0.0	0.0	0.0	0.0	0.0	0.0	0.0	0.0
15°	0.0	0.0	0.0	0.0	0.0	0.0	0.0	0.0	0.0	0.0	0.0
17.5°	0.0	0.0	0.0	0.0	0.0	0.0	0.0	0.0	0.0	0.0	0.0
20°	0.0	0.0	0.0	0.0	0.0	0.0	0.0	0.0	0.0	0.0	0.0
22.5°	0.0	0.0	0.0	0.0	0.0	0.0	0.0	0.0	0.0	0.0	0.0
25°	0.0	0.0	0.0	0.0	0.0	0.0	0.0	0.0	0.0	0.0	0.0
27.5°	0.0	0.0	0.0	0.0	0.0	0.0	0.0	0.0	0.0	0.0	0.0
30°	0.0	0.0	0.0	0.0	0.0	0.0	0.0	0.0	0.0	0.0	0.0
32.5°	0.0	0.0	0.0	0.0	0.0	0.0	0.0	0.0	0.0	0.0	0.0
35°	0.0	0.0	0.0	0.0	0.0	0.0	0.0	0.0	0.0	0.0	0.0
37.5°	0.0	0.0	0.0	0.0	0.0	0.0	0.0	0.0	0.0	0.0	0.0
40°	0.0	0.0	0.0	0.0	0.0	0.0	0.0	0.0	0.0	0.0	0.0
42.5°	0.0	0.0	0.0	0.0	0.0	0.0	0.0	0.0	0.0	0.0	0.0
45°	0.0	0.0	0.0	0.0	0.0	0.0	0.0	0.0	0.0	0.0	0.0
47.5°	0.0	0.0	0.0	0.0	0.0	0.0	0.0	0.0	0.0	0.0	0.0
50°	0.0	0.0	0.0	0.0	0.0	0.0	0.0	0.0	0.0	0.0	0.0
52.5°	0.0	0.0	0.0	0.0	0.0	0.0	0.0	0.0	0.0	0.0	0.0
55°	0.0	0.0	0.0	0.0	0.0	0.0	0.0	0.0	0.0	0.0	0.0
57.5°	0.0	0.0	0.0	0.0	0.0	0.0	0.0	0.0	0.0	0.0	0.0
60°	0.0	0.0	0.0	0.0	0.0	0.0	0.0	0.0	0.0	0.0	0.0
62.5°	0.0	0.0	0.0	0.0	0.0	0.0	0.0	0.0	0.0	0.0	0.0
65°	0.0	0.0	0.0	0.0	0.0	0.0	0.0	0.0	0.0	0.0	0.0
67.5°	0.0	0.0	0.0	0.0	0.0	0.0	0.0	0.0	0.0	0.0	0.0
70°	0.0	0.0	0.0	0.0	0.0	0.0	0.0	0.0	0.0	0.0	0.0
72.5°	0.0	0.0	0.0	0.0	0.0	0.0	0.0	0.0	0.0	0.0	0.0
75°	0.0	0.0	0.0	0.0	0.0	0.0	0.0	0.0	0.0	0.0	0.0
77.5°	0.0	0.0	0.0	0.0	0.0	0.0	0.0	0.0	0.0	0.0	0.0
80°	0.0	0.0	0.0	0.0	0.0	0.0	0.0	0.0	0.0	0.0	0.0
82.5°	0.0	0.0	0.0	0.0	0.0	0.0	0.0	0.0	0.0	0.0	0.0
85°	0.0	0.0	0.0	0.0	0.0	0.0	0.0	0.0	0.0	0.0	0.0
87.5°	0.0	0.0	0.0	0.0	0.0	0.0	0.0	0.0	0.0	0.0	0.0
90°	0.0	0.0	0.0	0.0	0.0	0.0	0.0	0.0	0.0	0.0	0.0
92.5°	0.0	0.0	0.0	0.0	0.0	0.0	0.0	0.0	0.0	0.0	0.0
95°	0.0	0.0	0.0	0.0	0.0	0.0	0.0	0.0	0.0	0.0	0.0
97.5°	0.0	0.0	0.0	0.0	0.0	0.0	0.0	0.0	0.0	0.0	0.0
100°	0.0	0.0	0.0	0.0	0.0	0.0	0.0	0.0	0.0	0.0	0.0
102.5°	0.0	0.0	0.0	0.0	0.0	0.0	0.0	0.0	0.0	0.0	0.0
105°	0.0	0.0	0.0	0.0	0.0	0.0	0.0	0.0	0.0	0.0	0.0
107.5°	0.0	0.0	0.0	0.0	0.0	0.0	0.0	0.0	0.0	0.0	0.0
110°	0.0	0.0	0.0	0.0	0.0	0.0	0.0	0.0	0.0	0.0	0.0



REPORT NUMBER: G2-2410-241-6
 CATALOG NUMBER: 1235E-##-#-4LEDG2-120/12-CS

CANDELA DISTRIBUTION (continued):

	192.5°	195°	197.5°	200°	202.5°	205°	207.5°	210°	212.5°	215°	217.5°
112.5°	0.0	0.0	0.0	0.0	0.0	0.0	0.0	0.0	0.0	0.0	0.0
115°	0.0	0.0	0.0	0.0	0.0	0.0	0.0	0.0	0.0	0.0	0.0
117.5°	0.0	0.0	0.0	0.0	0.0	0.0	0.0	0.0	0.0	0.0	0.0
120°	0.0	0.0	0.0	0.0	0.0	0.0	0.0	0.0	0.0	0.0	0.0
122.5°	0.0	0.0	0.0	0.0	0.0	0.0	0.0	0.0	0.0	0.0	0.0
125°	0.0	0.0	0.0	0.0	0.0	0.0	0.0	0.0	0.0	0.0	0.0
127.5°	0.0	0.0	0.0	0.0	0.0	0.0	0.0	0.0	0.0	0.0	0.0
130°	0.0	0.0	0.0	0.0	0.0	0.0	0.0	0.0	0.0	0.0	0.0
132.5°	0.0	0.0	0.0	0.0	0.0	0.0	0.0	0.0	0.0	0.0	0.0
135°	0.0	0.0	0.0	0.0	0.0	0.0	0.0	0.0	0.0	0.0	0.0
137.5°	0.0	0.0	0.0	0.0	0.0	0.0	0.0	0.0	0.0	0.0	0.0
140°	0.0	0.0	0.0	0.0	0.0	0.0	0.0	0.0	0.0	0.0	0.0
142.5°	0.0	0.0	0.0	0.0	0.0	0.0	0.0	0.0	0.0	0.0	0.0
145°	0.0	0.0	0.0	0.0	0.0	0.0	0.0	0.0	0.0	0.0	0.0
147.5°	0.0	0.0	0.0	0.0	0.0	0.0	0.0	0.0	0.0	0.0	0.0
150°	0.0	0.0	0.0	0.0	0.0	0.0	0.0	0.0	0.0	0.0	0.0
152.5°	0.0	0.0	0.0	0.0	0.0	0.0	0.0	0.0	0.0	0.0	0.0
155°	0.0	0.0	0.0	0.0	0.0	0.0	0.0	0.0	0.0	0.0	0.0
157.5°	0.0	0.0	0.0	0.0	0.0	0.0	0.0	0.0	0.0	0.0	0.0
160°	0.0	0.0	0.0	0.0	0.0	0.0	0.0	0.0	0.0	0.0	0.0
162.5°	0.0	0.0	0.0	0.0	0.0	0.0	0.0	0.0	0.0	0.0	0.0
165°	0.0	0.0	0.0	0.0	0.0	0.0	0.0	0.0	0.0	0.0	0.0
167.5°	0.0	0.0	0.0	0.0	0.0	0.0	0.0	0.0	0.0	0.0	0.0
170°	0.0	0.0	0.0	0.0	0.0	0.0	0.0	0.0	0.0	0.0	0.0
172.5°	0.0	0.0	0.0	0.0	0.0	0.0	0.0	0.0	0.0	0.0	0.0
175°	0.0	0.0	0.0	0.0	0.0	0.0	0.0	0.0	0.0	0.0	0.0
177.5°	0.0	0.0	0.0	0.0	0.0	0.0	0.0	0.0	0.0	0.0	0.0
180°	0.0	0.0	0.0	0.0	0.0	0.0	0.0	0.0	0.0	0.0	0.0



REPORT NUMBER: G2-2410-241-6
 CATALOG NUMBER: 1235E-##-#-4LEDG2-120/12-CS

CANDELA DISTRIBUTION (continued):

	220°	222.5°	225°	227.5°	230°	232.5°	235°	237.5°	240°	242.5°	245°
0°	0.0	0.0	0.0	0.0	0.0	0.0	0.0	0.0	0.0	0.0	0.0
2.5°	0.0	0.0	0.0	0.0	0.0	0.0	0.0	0.0	0.0	0.0	0.0
5°	0.0	0.0	0.0	0.0	0.0	0.0	0.0	0.0	0.0	0.0	0.0
7.5°	0.0	0.0	0.0	0.0	0.0	0.0	0.0	0.0	0.0	0.0	0.0
10°	0.0	0.0	0.0	0.0	0.0	0.0	0.0	0.0	0.0	0.0	0.0
12.5°	0.0	0.0	0.0	0.0	0.0	0.0	0.0	0.0	0.0	0.0	0.0
15°	0.0	0.0	0.0	0.0	0.0	0.0	0.0	0.0	0.0	0.0	0.0
17.5°	0.0	0.0	0.0	0.0	0.0	0.0	0.0	0.0	0.0	0.0	0.0
20°	0.0	0.0	0.0	0.0	0.0	0.0	0.0	0.0	0.0	0.0	0.0
22.5°	0.0	0.0	0.0	0.0	0.0	0.0	0.0	0.0	0.0	0.0	0.0
25°	0.0	0.0	0.0	0.0	0.0	0.0	0.0	0.0	0.0	0.0	0.0
27.5°	0.0	0.0	0.0	0.0	0.0	0.0	0.0	0.0	0.0	0.0	0.0
30°	0.0	0.0	0.0	0.0	0.0	0.0	0.0	0.0	0.0	0.0	0.0
32.5°	0.0	0.0	0.0	0.0	0.0	0.0	0.0	0.0	0.0	0.0	0.0
35°	0.0	0.0	0.0	0.0	0.0	0.0	0.0	0.0	0.0	0.0	0.0
37.5°	0.0	0.0	0.0	0.0	0.0	0.0	0.0	0.0	0.0	0.0	0.0
40°	0.0	0.0	0.0	0.0	0.0	0.0	0.0	0.0	0.0	0.0	0.0
42.5°	0.0	0.0	0.0	0.0	0.0	0.0	0.0	0.0	0.0	0.0	0.0
45°	0.0	0.0	0.0	0.0	0.0	0.0	0.0	0.0	0.0	0.0	0.0
47.5°	0.0	0.0	0.0	0.0	0.0	0.0	0.0	0.0	0.0	0.0	0.0
50°	0.0	0.0	0.0	0.0	0.0	0.0	0.0	0.0	0.0	0.0	0.0
52.5°	0.0	0.0	0.0	0.0	0.0	0.0	0.0	0.0	0.0	0.0	0.0
55°	0.0	0.0	0.0	0.0	0.0	0.0	0.0	0.0	0.0	0.0	0.0
57.5°	0.0	0.0	0.0	0.0	0.0	0.0	0.0	0.0	0.0	0.0	0.0
60°	0.0	0.0	0.0	0.0	0.0	0.0	0.0	0.0	0.0	0.0	0.0
62.5°	0.0	0.0	0.0	0.0	0.0	0.0	0.0	0.0	0.0	0.0	0.0
65°	0.0	0.0	0.0	0.0	0.0	0.0	0.0	0.0	0.0	0.0	0.0
67.5°	0.0	0.0	0.0	0.0	0.0	0.0	0.0	0.0	0.0	0.0	0.0
70°	0.0	0.0	0.0	0.0	0.0	0.0	0.0	0.0	0.0	0.0	0.0
72.5°	0.0	0.0	0.0	0.0	0.0	0.0	0.0	0.0	0.0	0.0	0.0
75°	0.0	0.0	0.0	0.0	0.0	0.0	0.0	0.0	0.0	0.0	0.0
77.5°	0.0	0.0	0.0	0.0	0.0	0.0	0.0	0.0	0.0	0.0	0.0
80°	0.0	0.0	0.0	0.0	0.0	0.0	0.0	0.0	0.0	0.0	0.0
82.5°	0.0	0.0	0.0	0.0	0.0	0.0	0.0	0.0	0.0	0.0	0.0
85°	0.0	0.0	0.0	0.0	0.0	0.0	0.0	0.0	0.0	0.0	0.0
87.5°	0.0	0.0	0.0	0.0	0.0	0.0	0.0	0.0	0.0	0.0	0.0
90°	0.0	0.0	0.0	0.0	0.0	0.0	0.0	0.0	0.0	0.0	0.0
92.5°	0.0	0.0	0.0	0.0	0.0	0.0	0.0	0.0	0.0	0.0	0.0
95°	0.0	0.0	0.0	0.0	0.0	0.0	0.0	0.0	0.0	0.0	0.0
97.5°	0.0	0.0	0.0	0.0	0.0	0.0	0.0	0.0	0.0	0.0	0.0
100°	0.0	0.0	0.0	0.0	0.0	0.0	0.0	0.0	0.0	0.0	0.0
102.5°	0.0	0.0	0.0	0.0	0.0	0.0	0.0	0.0	0.0	0.0	0.0
105°	0.0	0.0	0.0	0.0	0.0	0.0	0.0	0.0	0.0	0.0	0.0
107.5°	0.0	0.0	0.0	0.0	0.0	0.0	0.0	0.0	0.0	0.0	0.0
110°	0.0	0.0	0.0	0.0	0.0	0.0	0.0	0.0	0.0	0.0	0.0



REPORT NUMBER: G2-2410-241-6
 CATALOG NUMBER: 1235E-##-#-4LEDG2-120/12-CS

CANDELA DISTRIBUTION (continued):

	220°	222.5°	225°	227.5°	230°	232.5°	235°	237.5°	240°	242.5°	245°
112.5°	0.0	0.0	0.0	0.0	0.0	0.0	0.0	0.0	0.0	0.0	0.0
115°	0.0	0.0	0.0	0.0	0.0	0.0	0.0	0.0	0.0	0.0	0.0
117.5°	0.0	0.0	0.0	0.0	0.0	0.0	0.0	0.0	0.0	0.0	0.0
120°	0.0	0.0	0.0	0.0	0.0	0.0	0.0	0.0	0.0	0.0	0.0
122.5°	0.0	0.0	0.0	0.0	0.0	0.0	0.0	0.0	0.0	0.0	0.0
125°	0.0	0.0	0.0	0.0	0.0	0.0	0.0	0.0	0.0	0.0	0.0
127.5°	0.0	0.0	0.0	0.0	0.0	0.0	0.0	0.0	0.0	0.0	0.0
130°	0.0	0.0	0.0	0.0	0.0	0.0	0.0	0.0	0.0	0.0	0.0
132.5°	0.0	0.0	0.0	0.0	0.0	0.0	0.0	0.0	0.0	0.0	0.0
135°	0.0	0.0	0.0	0.0	0.0	0.0	0.0	0.0	0.0	0.0	0.0
137.5°	0.0	0.0	0.0	0.0	0.0	0.0	0.0	0.0	0.0	0.0	0.0
140°	0.0	0.0	0.0	0.0	0.0	0.0	0.0	0.0	0.0	0.0	0.0
142.5°	0.0	0.0	0.0	0.0	0.0	0.0	0.0	0.0	0.0	0.0	0.0
145°	0.0	0.0	0.0	0.0	0.0	0.0	0.0	0.0	0.0	0.0	0.0
147.5°	0.0	0.0	0.0	0.0	0.0	0.0	0.0	0.0	0.0	0.0	0.0
150°	0.0	0.0	0.0	0.0	0.0	0.0	0.0	0.0	0.0	0.0	0.0
152.5°	0.0	0.0	0.0	0.0	0.0	0.0	0.0	0.0	0.0	0.0	0.0
155°	0.0	0.0	0.0	0.0	0.0	0.0	0.0	0.0	0.0	0.0	0.0
157.5°	0.0	0.0	0.0	0.0	0.0	0.0	0.0	0.0	0.0	0.0	0.0
160°	0.0	0.0	0.0	0.0	0.0	0.0	0.0	0.0	0.0	0.0	0.0
162.5°	0.0	0.0	0.0	0.0	0.0	0.0	0.0	0.0	0.0	0.0	0.0
165°	0.0	0.0	0.0	0.0	0.0	0.0	0.0	0.0	0.0	0.0	0.0
167.5°	0.0	0.0	0.0	0.0	0.0	0.0	0.0	0.0	0.0	0.0	0.0
170°	0.0	0.0	0.0	0.0	0.0	0.0	0.0	0.0	0.0	0.0	0.0
172.5°	0.0	0.0	0.0	0.0	0.0	0.0	0.0	0.0	0.0	0.0	0.0
175°	0.0	0.0	0.0	0.0	0.0	0.0	0.0	0.0	0.0	0.0	0.0
177.5°	0.0	0.0	0.0	0.0	0.0	0.0	0.0	0.0	0.0	0.0	0.0
180°	0.0	0.0	0.0	0.0	0.0	0.0	0.0	0.0	0.0	0.0	0.0



REPORT NUMBER: G2-2410-241-6
 CATALOG NUMBER: 1235E-##-#-4LEDG2-120/12-CS

CANDELA DISTRIBUTION (continued):

	247.5°	250°	252.5°	255°	257.5°	260°	262.5°	265°	267.5°	270°	272.5°
0°	0.0	0.0	0.0	0.0	0.0	0.0	0.0	0.0	0.0	0.0	0.0
2.5°	0.0	0.0	0.0	0.0	0.0	0.0	0.0	0.0	0.0	0.0	0.0
5°	0.0	0.0	0.0	0.0	0.0	0.0	0.0	0.0	0.0	0.0	0.0
7.5°	0.0	0.0	0.0	0.0	0.0	0.0	0.0	0.0	0.0	0.0	0.0
10°	0.0	0.0	0.0	0.0	0.0	0.0	0.0	0.0	0.0	0.0	0.1
12.5°	0.0	0.0	0.0	0.0	0.0	0.0	0.0	0.0	0.0	0.0	0.1
15°	0.0	0.0	0.0	0.0	0.0	0.0	0.0	0.0	0.0	0.0	0.1
17.5°	0.0	0.0	0.0	0.0	0.0	0.0	0.0	0.0	0.0	0.0	0.1
20°	0.0	0.0	0.0	0.0	0.0	0.0	0.0	0.0	0.0	0.0	0.1
22.5°	0.0	0.0	0.0	0.0	0.0	0.0	0.0	0.0	0.0	0.0	0.1
25°	0.0	0.0	0.0	0.0	0.0	0.0	0.0	0.0	0.0	0.0	0.1
27.5°	0.0	0.0	0.0	0.0	0.0	0.0	0.0	0.0	0.0	0.0	0.1
30°	0.0	0.0	0.0	0.0	0.0	0.0	0.0	0.0	0.0	0.0	0.1
32.5°	0.0	0.0	0.0	0.0	0.0	0.0	0.0	0.0	0.0	0.0	0.1
35°	0.0	0.0	0.0	0.0	0.0	0.0	0.0	0.0	0.0	0.0	0.1
37.5°	0.0	0.0	0.0	0.0	0.0	0.0	0.0	0.0	0.0	0.0	0.1
40°	0.0	0.0	0.0	0.0	0.0	0.0	0.0	0.0	0.0	0.0	0.1
42.5°	0.0	0.0	0.0	0.0	0.0	0.0	0.0	0.0	0.0	0.0	0.1
45°	0.0	0.0	0.0	0.0	0.0	0.0	0.0	0.0	0.0	0.0	0.1
47.5°	0.0	0.0	0.0	0.0	0.0	0.0	0.0	0.0	0.0	0.0	0.1
50°	0.0	0.0	0.0	0.0	0.0	0.0	0.0	0.0	0.0	0.0	0.2
52.5°	0.0	0.0	0.0	0.0	0.0	0.0	0.0	0.0	0.0	0.0	0.2
55°	0.0	0.0	0.0	0.0	0.0	0.0	0.0	0.0	0.0	0.0	0.2
57.5°	0.0	0.0	0.0	0.0	0.0	0.0	0.0	0.0	0.0	0.0	0.2
60°	0.0	0.0	0.0	0.0	0.0	0.0	0.0	0.0	0.0	0.0	0.2
62.5°	0.0	0.0	0.0	0.0	0.0	0.0	0.0	0.0	0.0	0.0	0.2
65°	0.0	0.0	0.0	0.0	0.0	0.0	0.0	0.0	0.0	0.0	0.2
67.5°	0.0	0.0	0.0	0.0	0.0	0.0	0.0	0.0	0.0	0.0	0.2
70°	0.0	0.0	0.0	0.0	0.0	0.0	0.0	0.0	0.0	0.0	0.2
72.5°	0.0	0.0	0.0	0.0	0.0	0.0	0.0	0.0	0.0	0.0	0.2
75°	0.0	0.0	0.0	0.0	0.0	0.0	0.0	0.0	0.0	0.0	0.2
77.5°	0.0	0.0	0.0	0.0	0.0	0.0	0.0	0.0	0.0	0.0	0.2
80°	0.0	0.0	0.0	0.0	0.0	0.0	0.0	0.0	0.0	0.0	0.2
82.5°	0.0	0.0	0.0	0.0	0.0	0.0	0.0	0.0	0.0	0.0	0.2
85°	0.0	0.0	0.0	0.0	0.0	0.0	0.0	0.0	0.0	0.0	0.2
87.5°	0.0	0.0	0.0	0.0	0.0	0.0	0.0	0.0	0.0	0.0	0.2
90°	0.0	0.0	0.0	0.0	0.0	0.0	0.0	0.0	0.0	0.0	0.1
92.5°	0.0	0.0	0.0	0.0	0.0	0.0	0.0	0.0	0.0	0.0	0.1
95°	0.0	0.0	0.0	0.0	0.0	0.0	0.0	0.0	0.0	0.0	0.1
97.5°	0.0	0.0	0.0	0.0	0.0	0.0	0.0	0.0	0.0	0.0	0.1
100°	0.0	0.0	0.0	0.0	0.0	0.0	0.0	0.0	0.0	0.0	0.1
102.5°	0.0	0.0	0.0	0.0	0.0	0.0	0.0	0.0	0.0	0.0	0.1
105°	0.0	0.0	0.0	0.0	0.0	0.0	0.0	0.0	0.0	0.0	0.1
107.5°	0.0	0.0	0.0	0.0	0.0	0.0	0.0	0.0	0.0	0.0	0.1
110°	0.0	0.0	0.0	0.0	0.0	0.0	0.0	0.0	0.0	0.0	0.1



REPORT NUMBER: G2-2410-241-6
 CATALOG NUMBER: 1235E-##-#-4LEDG2-120/12-CS

CANDELA DISTRIBUTION (continued):

	247.5°	250°	252.5°	255°	257.5°	260°	262.5°	265°	267.5°	270°	272.5°
112.5°	0.0	0.0	0.0	0.0	0.0	0.0	0.0	0.0	0.0	0.0	0.1
115°	0.0	0.0	0.0	0.0	0.0	0.0	0.0	0.0	0.0	0.0	0.1
117.5°	0.0	0.0	0.0	0.0	0.0	0.0	0.0	0.0	0.0	0.0	0.1
120°	0.0	0.0	0.0	0.0	0.0	0.0	0.0	0.0	0.0	0.0	0.1
122.5°	0.0	0.0	0.0	0.0	0.0	0.0	0.0	0.0	0.0	0.0	0.1
125°	0.0	0.0	0.0	0.0	0.0	0.0	0.0	0.0	0.0	0.0	0.1
127.5°	0.0	0.0	0.0	0.0	0.0	0.0	0.0	0.0	0.0	0.0	0.1
130°	0.0	0.0	0.0	0.0	0.0	0.0	0.0	0.0	0.0	0.0	0.1
132.5°	0.0	0.0	0.0	0.0	0.0	0.0	0.0	0.0	0.0	0.0	0.1
135°	0.0	0.0	0.0	0.0	0.0	0.0	0.0	0.0	0.0	0.0	0.1
137.5°	0.0	0.0	0.0	0.0	0.0	0.0	0.0	0.0	0.0	0.0	0.1
140°	0.0	0.0	0.0	0.0	0.0	0.0	0.0	0.0	0.0	0.0	0.1
142.5°	0.0	0.0	0.0	0.0	0.0	0.0	0.0	0.0	0.0	0.0	0.0
145°	0.0	0.0	0.0	0.0	0.0	0.0	0.0	0.0	0.0	0.0	0.0
147.5°	0.0	0.0	0.0	0.0	0.0	0.0	0.0	0.0	0.0	0.0	0.0
150°	0.0	0.0	0.0	0.0	0.0	0.0	0.0	0.0	0.0	0.0	0.0
152.5°	0.0	0.0	0.0	0.0	0.0	0.0	0.0	0.0	0.0	0.0	0.0
155°	0.0	0.0	0.0	0.0	0.0	0.0	0.0	0.0	0.0	0.0	0.0
157.5°	0.0	0.0	0.0	0.0	0.0	0.0	0.0	0.0	0.0	0.0	0.0
160°	0.0	0.0	0.0	0.0	0.0	0.0	0.0	0.0	0.0	0.0	0.0
162.5°	0.0	0.0	0.0	0.0	0.0	0.0	0.0	0.0	0.0	0.0	0.0
165°	0.0	0.0	0.0	0.0	0.0	0.0	0.0	0.0	0.0	0.0	0.0
167.5°	0.0	0.0	0.0	0.0	0.0	0.0	0.0	0.0	0.0	0.0	0.0
170°	0.0	0.0	0.0	0.0	0.0	0.0	0.0	0.0	0.0	0.0	0.0
172.5°	0.0	0.0	0.0	0.0	0.0	0.0	0.0	0.0	0.0	0.0	0.0
175°	0.0	0.0	0.0	0.0	0.0	0.0	0.0	0.0	0.0	0.0	0.0
177.5°	0.0	0.0	0.0	0.0	0.0	0.0	0.0	0.0	0.0	0.0	0.0
180°	0.0	0.0	0.0	0.0	0.0	0.0	0.0	0.0	0.0	0.0	0.0



REPORT NUMBER: G2-2410-241-6
 CATALOG NUMBER: 1235E-##-#-4LEDG2-120/12-CS

CANDELA DISTRIBUTION (continued):

	275°	277.5°	280°	282.5°	285°	287.5°	290°	292.5°	295°	297.5°	300°
0°	0.0	0.0	0.0	0.0	0.0	0.0	0.0	0.0	0.0	0.0	0.0
2.5°	0.0	0.0	0.1	0.1	0.1	0.1	0.1	0.1	0.1	0.1	0.1
5°	0.1	0.1	0.1	0.1	0.2	0.2	0.2	0.2	0.3	0.3	0.3
7.5°	0.1	0.1	0.2	0.2	0.2	0.3	0.3	0.3	0.4	0.4	0.4
10°	0.1	0.2	0.2	0.3	0.3	0.3	0.4	0.4	0.4	0.5	0.5
12.5°	0.1	0.2	0.3	0.3	0.3	0.4	0.4	0.4	0.5	0.5	0.6
15°	0.2	0.2	0.3	0.3	0.4	0.4	0.4	0.5	0.5	0.5	0.6
17.5°	0.2	0.3	0.3	0.3	0.4	0.4	0.5	0.5	0.6	0.7	0.7
20°	0.2	0.3	0.3	0.4	0.4	0.5	0.5	0.6	0.7	0.8	0.9
22.5°	0.2	0.3	0.4	0.4	0.5	0.5	0.6	0.7	0.8	0.9	1.0
25°	0.3	0.3	0.4	0.4	0.5	0.6	0.7	0.8	0.9	1.1	1.2
27.5°	0.3	0.3	0.4	0.5	0.5	0.7	0.8	0.9	1.1	1.2	1.4
30°	0.3	0.3	0.4	0.5	0.6	0.7	0.9	1.0	1.2	1.4	1.7
32.5°	0.2	0.3	0.4	0.5	0.6	0.8	0.9	1.1	1.3	1.6	2.0
35°	0.2	0.3	0.5	0.6	0.7	0.8	1.0	1.2	1.6	1.9	2.3
37.5°	0.2	0.4	0.5	0.6	0.7	0.9	1.1	1.4	1.8	2.2	2.6
40°	0.3	0.4	0.5	0.6	0.8	1.0	1.3	1.6	2.0	2.4	2.9
42.5°	0.3	0.4	0.5	0.7	0.8	1.1	1.5	1.9	2.3	2.7	3.2
45°	0.3	0.4	0.6	0.7	0.9	1.3	1.7	2.1	2.5	3.0	3.5
47.5°	0.3	0.4	0.6	0.7	1.0	1.4	1.8	2.2	2.7	3.3	3.8
50°	0.3	0.5	0.6	0.8	1.1	1.5	1.9	2.4	2.9	3.5	4.0
52.5°	0.3	0.5	0.7	0.9	1.2	1.6	2.1	2.7	3.3	3.8	4.3
55°	0.3	0.5	0.7	0.9	1.3	1.7	2.3	2.8	3.5	4.0	4.6
57.5°	0.3	0.5	0.7	1.0	1.3	1.8	2.4	3.0	3.6	4.2	4.9
60°	0.3	0.5	0.7	1.1	1.5	2.0	2.6	3.2	3.9	4.5	5.2
62.5°	0.4	0.5	0.8	1.1	1.6	2.1	2.8	3.4	4.1	4.7	5.5
65°	0.4	0.5	0.8	1.2	1.7	2.2	2.9	3.6	4.3	5.0	5.7
67.5°	0.4	0.6	0.8	1.2	1.7	2.3	3.0	3.8	4.5	5.2	5.9
70°	0.4	0.6	0.9	1.3	1.9	2.5	3.2	3.9	4.7	5.4	6.2
72.5°	0.4	0.7	0.9	1.4	1.9	2.6	3.4	4.1	4.8	5.6	6.4
75°	0.4	0.7	1.0	1.4	2.0	2.7	3.5	4.2	5.0	5.8	6.6
77.5°	0.4	0.7	1.0	1.4	2.1	2.8	3.5	4.3	5.1	6.0	6.8
80°	0.4	0.7	1.1	1.6	2.1	2.9	3.7	4.5	5.3	6.1	7.0
82.5°	0.4	0.7	1.1	1.6	2.3	3.0	3.7	4.5	5.4	6.3	7.1
85°	0.4	0.7	1.1	1.6	2.3	3.0	3.8	4.6	5.5	6.4	7.2
87.5°	0.4	0.7	1.1	1.6	2.3	3.0	3.8	4.6	5.5	6.4	7.3
90°	0.4	0.7	1.1	1.6	2.3	3.0	3.8	4.6	5.5	6.3	7.2
92.5°	0.4	0.7	1.1	1.6	2.2	2.9	3.7	4.5	5.4	6.3	7.2
95°	0.4	0.7	1.0	1.5	2.1	2.8	3.6	4.4	5.2	6.1	7.0
97.5°	0.4	0.7	1.0	1.5	2.1	2.8	3.5	4.3	5.1	6.0	6.9
100°	0.4	0.7	1.0	1.5	2.0	2.7	3.4	4.2	5.0	5.9	6.7
102.5°	0.3	0.6	1.0	1.4	1.9	2.6	3.3	4.1	4.8	5.7	6.5
105°	0.3	0.6	0.9	1.3	1.9	2.5	3.2	3.9	4.7	5.5	6.3
107.5°	0.3	0.6	0.9	1.3	1.8	2.4	3.0	3.7	4.4	5.2	6.0
110°	0.3	0.5	0.8	1.2	1.7	2.3	2.9	3.5	4.2	4.9	5.7



REPORT NUMBER: G2-2410-241-6
 CATALOG NUMBER: 1235E-##-#-4LEDG2-120/12-CS

CANDELA DISTRIBUTION (continued):

	275°	277.5°	280°	282.5°	285°	287.5°	290°	292.5°	295°	297.5°	300°
112.5°	0.3	0.5	0.8	1.1	1.6	2.1	2.7	3.3	4.0	4.7	5.4
115°	0.3	0.4	0.7	1.1	1.5	2.0	2.5	3.1	3.7	4.4	5.1
117.5°	0.3	0.4	0.7	1.0	1.4	1.9	2.4	3.0	3.6	4.2	4.8
120°	0.2	0.4	0.6	1.0	1.3	1.7	2.2	2.8	3.3	3.9	4.5
122.5°	0.2	0.4	0.6	0.9	1.2	1.6	2.1	2.5	3.0	3.6	4.2
125°	0.2	0.3	0.6	0.8	1.2	1.5	1.9	2.4	2.9	3.4	4.0
127.5°	0.2	0.3	0.6	0.8	1.1	1.4	1.8	2.2	2.6	3.1	3.7
130°	0.2	0.3	0.5	0.7	1.0	1.3	1.6	2.0	2.4	2.9	3.3
132.5°	0.1	0.2	0.4	0.6	0.9	1.1	1.4	1.8	2.2	2.6	3.1
135°	0.1	0.2	0.4	0.6	0.8	1.1	1.3	1.6	2.0	2.4	2.8
137.5°	0.1	0.2	0.3	0.5	0.7	1.0	1.2	1.5	1.8	2.1	2.5
140°	0.1	0.2	0.3	0.4	0.6	0.8	1.1	1.3	1.6	1.9	2.2
142.5°	0.0	0.1	0.2	0.3	0.5	0.7	0.9	1.2	1.4	1.7	2.0
145°	0.0	0.1	0.2	0.3	0.4	0.6	0.8	1.0	1.2	1.5	1.7
147.5°	0.0	0.1	0.1	0.2	0.4	0.5	0.7	0.9	1.1	1.3	1.5
150°	0.0	0.0	0.1	0.2	0.3	0.4	0.6	0.7	0.9	1.0	1.2
152.5°	0.0	0.0	0.1	0.2	0.2	0.4	0.5	0.6	0.8	0.9	1.0
155°	0.0	0.0	0.1	0.1	0.2	0.3	0.4	0.5	0.6	0.8	0.9
157.5°	0.0	0.0	0.1	0.1	0.2	0.2	0.3	0.4	0.5	0.6	0.7
160°	0.0	0.0	0.0	0.1	0.1	0.2	0.2	0.3	0.4	0.4	0.5
162.5°	0.0	0.0	0.0	0.0	0.1	0.1	0.2	0.2	0.3	0.3	0.4
165°	0.0	0.0	0.0	0.0	0.1	0.1	0.1	0.2	0.2	0.2	0.3
167.5°	0.0	0.0	0.0	0.0	0.0	0.0	0.1	0.1	0.1	0.2	0.2
170°	0.0	0.0	0.0	0.0	0.0	0.0	0.0	0.1	0.1	0.1	0.1
172.5°	0.0	0.0	0.0	0.0	0.0	0.0	0.0	0.0	0.0	0.0	0.0
175°	0.0	0.0	0.0	0.0	0.0	0.0	0.0	0.0	0.0	0.0	0.0
177.5°	0.0	0.0	0.0	0.0	0.0	0.0	0.0	0.0	0.0	0.0	0.0
180°	0.0	0.0	0.0	0.0	0.0	0.0	0.0	0.0	0.0	0.0	0.0



REPORT NUMBER: G2-2410-241-6

CATALOG NUMBER: 1235E-##-#-4LEDG2-120/12-CS

CANDELA DISTRIBUTION (continued):

	302.5°	305°	307.5°	310°	312.5°	315°	317.5°	320°	322.5°	325°	327.5°
0°	0.0	0.0	0.0	0.0	0.0	0.0	0.0	0.0	0.0	0.0	0.0
2.5°	0.2	0.2	0.2	0.2	0.2	0.2	0.2	0.2	0.2	0.2	0.3
5°	0.3	0.3	0.3	0.4	0.4	0.4	0.4	0.4	0.4	0.4	0.4
7.5°	0.4	0.4	0.5	0.5	0.5	0.5	0.5	0.6	0.6	0.6	0.6
10°	0.5	0.6	0.6	0.6	0.6	0.7	0.7	0.7	0.7	0.8	0.8
12.5°	0.6	0.7	0.7	0.7	0.8	0.8	0.8	0.9	0.9	0.9	1.0
15°	0.7	0.7	0.8	0.9	0.9	1.0	1.0	1.1	1.1	1.2	1.2
17.5°	0.8	0.9	1.0	1.0	1.1	1.2	1.3	1.4	1.5	1.6	1.7
20°	1.0	1.1	1.1	1.2	1.4	1.6	1.7	1.9	2.0	2.2	2.3
22.5°	1.1	1.2	1.4	1.6	1.8	2.0	2.2	2.4	2.5	2.7	2.9
25°	1.3	1.6	1.8	2.0	2.2	2.5	2.7	2.9	3.1	3.3	3.5
27.5°	1.6	1.9	2.2	2.4	2.7	3.0	3.3	3.5	3.7	3.9	4.1
30°	2.0	2.3	2.6	2.9	3.2	3.5	3.8	4.0	4.3	4.5	4.8
32.5°	2.3	2.6	3.0	3.4	3.7	4.0	4.3	4.6	4.9	5.2	5.4
35°	2.6	3.0	3.4	3.8	4.1	4.5	4.8	5.1	5.5	5.8	6.1
37.5°	3.0	3.4	3.8	4.2	4.6	5.0	5.3	5.7	6.0	6.4	6.7
40°	3.4	3.8	4.2	4.6	5.0	5.5	5.9	6.2	6.6	7.0	7.4
42.5°	3.7	4.1	4.6	5.0	5.5	5.9	6.4	6.8	7.3	7.8	8.3
45°	4.0	4.5	5.0	5.5	5.9	6.4	6.9	7.4	8.0	8.6	9.2
47.5°	4.3	4.8	5.3	5.9	6.4	6.9	7.5	8.1	8.8	9.4	10.2
50°	4.6	5.1	5.7	6.3	6.9	7.5	8.1	8.8	9.6	10.5	11.4
52.5°	4.9	5.5	6.1	6.7	7.4	8.0	8.8	9.7	10.6	11.6	12.8
55°	5.3	5.9	6.5	7.2	7.9	8.6	9.5	10.6	11.7	13.0	14.5
57.5°	5.6	6.3	6.9	7.6	8.4	9.3	10.4	11.5	12.9	14.6	16.5
60°	5.9	6.5	7.3	8.1	9.0	10.0	11.2	12.6	14.3	16.4	18.9
62.5°	6.2	6.9	7.7	8.5	9.5	10.8	12.1	13.7	15.8	18.5	21.7
65°	6.5	7.2	8.1	9.1	10.2	11.5	13.0	15.0	17.6	20.8	24.6
67.5°	6.7	7.6	8.5	9.5	10.7	12.2	14.0	16.2	19.3	23.2	27.9
70°	7.0	7.9	8.9	9.9	11.3	13.0	15.0	17.7	21.3	25.6	31.2
72.5°	7.2	8.2	9.2	10.4	11.8	13.7	15.9	19.0	23.1	28.1	34.2
75°	7.5	8.5	9.5	10.8	12.4	14.3	16.8	20.2	24.6	30.3	37.1
77.5°	7.7	8.7	9.8	11.1	12.8	14.9	17.7	21.4	26.2	32.3	39.5
80°	7.9	8.9	10.1	11.4	13.1	15.3	18.3	22.3	27.5	33.9	41.4
82.5°	8.0	9.1	10.2	11.7	13.5	15.7	18.7	22.9	28.1	34.8	42.4
85°	8.1	9.2	10.4	11.9	13.7	15.9	18.9	23.1	28.4	35.0	42.6
87.5°	8.2	9.3	10.5	11.9	13.7	15.9	19.0	23.1	28.4	34.9	42.4
90°	8.2	9.2	10.4	11.8	13.5	15.7	18.7	22.6	27.7	33.6	41.1
92.5°	8.1	9.1	10.3	11.6	13.2	15.3	18.1	21.6	26.2	31.7	38.2
95°	7.9	8.9	10.1	11.3	12.8	14.7	17.1	20.2	24.1	28.7	34.2
97.5°	7.7	8.7	9.8	11.0	12.3	14.0	16.1	18.7	22.0	25.8	30.2
100°	7.5	8.5	9.5	10.6	11.9	13.3	15.1	17.2	19.9	22.8	26.1
102.5°	7.3	8.2	9.2	10.2	11.3	12.5	14.0	15.8	17.8	20.0	22.3
105°	7.1	7.9	8.8	9.7	10.8	11.8	13.0	14.4	15.8	17.3	19.2
107.5°	6.8	7.6	8.4	9.3	10.2	11.1	12.0	13.2	14.4	15.7	17.0
110°	6.5	7.2	8.0	8.8	9.7	10.5	11.4	12.3	13.3	14.2	15.0



REPORT NUMBER: G2-2410-241-6

CATALOG NUMBER: 1235E-##-#-4LEDG2-120/12-CS

CANDELA DISTRIBUTION (continued):

	302.5°	305°	307.5°	310°	312.5°	315°	317.5°	320°	322.5°	325°	327.5°
112.5°	6.2	6.9	7.6	8.4	9.2	10.0	10.7	11.5	12.3	13.0	13.8
115°	5.8	6.5	7.2	7.9	8.7	9.4	10.0	10.7	11.4	12.2	12.7
117.5°	5.5	6.1	6.7	7.4	8.1	8.8	9.5	10.1	10.7	11.3	11.8
120°	5.1	5.7	6.3	7.0	7.7	8.3	8.9	9.5	10.0	10.6	11.1
122.5°	4.8	5.4	6.0	6.6	7.2	7.8	8.4	8.9	9.4	9.9	10.4
125°	4.5	5.0	5.6	6.2	6.7	7.3	7.8	8.3	8.9	9.4	9.7
127.5°	4.2	4.7	5.2	5.7	6.3	6.8	7.3	7.9	8.3	8.7	9.1
130°	3.8	4.3	4.8	5.3	5.8	6.3	6.8	7.3	7.7	8.1	8.6
132.5°	3.5	4.0	4.4	4.9	5.4	5.9	6.3	6.7	7.2	7.6	8.0
135°	3.2	3.6	4.0	4.5	4.9	5.3	5.8	6.2	6.6	6.9	7.3
137.5°	2.9	3.3	3.6	4.0	4.4	4.8	5.2	5.6	6.0	6.4	6.7
140°	2.5	2.9	3.3	3.6	4.0	4.4	4.7	5.0	5.4	5.7	6.0
142.5°	2.3	2.6	2.9	3.2	3.5	3.8	4.2	4.5	4.8	5.1	5.4
145°	2.0	2.2	2.5	2.8	3.1	3.4	3.6	3.9	4.3	4.5	4.8
147.5°	1.7	1.9	2.2	2.4	2.6	2.9	3.1	3.4	3.7	4.0	4.2
150°	1.4	1.6	1.8	2.0	2.2	2.5	2.7	2.9	3.1	3.3	3.5
152.5°	1.2	1.4	1.6	1.8	1.9	2.1	2.3	2.4	2.6	2.7	2.9
155°	1.0	1.1	1.3	1.4	1.6	1.7	1.8	2.0	2.1	2.3	2.4
157.5°	0.8	0.9	1.1	1.2	1.3	1.4	1.5	1.6	1.7	1.9	2.0
160°	0.6	0.7	0.8	0.9	1.0	1.1	1.2	1.3	1.4	1.5	1.6
162.5°	0.4	0.5	0.6	0.7	0.8	0.9	0.9	1.0	1.1	1.2	1.2
165°	0.3	0.4	0.4	0.5	0.5	0.6	0.7	0.7	0.8	0.8	0.8
167.5°	0.2	0.3	0.3	0.3	0.4	0.4	0.4	0.5	0.5	0.5	0.6
170°	0.1	0.2	0.2	0.2	0.2	0.3	0.3	0.3	0.3	0.4	0.4
172.5°	0.1	0.1	0.1	0.1	0.1	0.1	0.1	0.2	0.2	0.2	0.2
175°	0.0	0.0	0.0	0.0	0.0	0.0	0.0	0.1	0.1	0.1	0.1
177.5°	0.0	0.0	0.0	0.0	0.0	0.0	0.0	0.0	0.0	0.0	0.0
180°	0.0	0.0	0.0	0.0	0.0	0.0	0.0	0.0	0.0	0.0	0.0



REPORT NUMBER: G2-2410-241-6

CATALOG NUMBER: 1235E-##-#-4LEDG2-120/12-CS

CANDELA DISTRIBUTION (continued):

	330°	332.5°	335°	337.5°	340°	342.5°	345°	347.5°	350°	352.5°	355°
0°	0.0	0.0	0.0	0.0	0.0	0.0	0.0	0.0	0.0	0.0	0.0
2.5°	0.3	0.3	0.3	0.3	0.3	0.3	0.3	0.3	0.3	0.3	0.3
5°	0.4	0.5	0.5	0.5	0.5	0.5	0.5	0.5	0.5	0.5	0.5
7.5°	0.6	0.6	0.6	0.7	0.7	0.7	0.7	0.7	0.7	0.7	0.7
10°	0.8	0.8	0.8	0.8	0.9	0.9	0.9	0.9	0.9	0.9	0.9
12.5°	1.0	1.0	1.1	1.1	1.1	1.1	1.1	1.2	1.2	1.2	1.2
15°	1.3	1.4	1.5	1.5	1.6	1.6	1.7	1.7	1.7	1.8	1.8
17.5°	1.8	1.9	2.0	2.1	2.2	2.3	2.3	2.4	2.4	2.5	2.5
20°	2.4	2.5	2.7	2.8	2.8	2.9	3.0	3.1	3.1	3.2	3.2
22.5°	3.0	3.2	3.3	3.4	3.5	3.6	3.7	3.8	3.9	3.9	4.0
25°	3.7	3.8	4.0	4.2	4.3	4.4	4.5	4.6	4.7	4.7	4.8
27.5°	4.3	4.5	4.7	4.9	5.0	5.2	5.3	5.4	5.5	5.5	5.6
30°	5.0	5.2	5.4	5.6	5.8	5.9	6.0	6.2	6.2	6.3	6.4
32.5°	5.7	5.9	6.1	6.3	6.5	6.7	6.9	7.0	7.1	7.2	7.3
35°	6.3	6.6	6.9	7.1	7.3	7.6	7.8	7.9	8.1	8.2	8.3
37.5°	7.1	7.4	7.7	8.0	8.3	8.6	8.8	9.1	9.3	9.4	9.6
40°	7.9	8.3	8.7	9.0	9.4	9.8	10.2	10.5	10.7	10.9	11.1
42.5°	8.8	9.3	9.8	10.3	10.8	11.3	11.8	12.3	12.6	12.9	13.1
45°	9.8	10.5	11.1	11.9	12.6	13.3	13.9	14.6	15.1	15.6	15.9
47.5°	11.0	11.9	12.8	13.8	14.9	15.8	16.7	17.7	18.5	19.1	19.5
50°	12.5	13.6	15.0	16.3	17.8	19.1	20.4	21.7	22.9	23.8	24.5
52.5°	14.2	15.8	17.6	19.4	21.5	23.4	25.0	26.8	28.5	29.9	30.9
55°	16.2	18.3	20.7	23.4	26.0	28.8	31.1	33.4	35.4	37.1	38.4
57.5°	18.8	21.5	24.5	28.1	31.7	34.9	37.9	40.8	43.2	45.4	46.9
60°	22.0	25.3	29.4	33.5	37.7	41.8	45.8	49.0	51.7	53.9	55.5
62.5°	25.4	29.8	34.6	39.4	44.5	49.4	53.5	57.1	60.0	62.3	64.1
65°	29.3	34.6	40.1	45.9	51.4	56.5	60.9	64.8	67.8	69.9	71.6
67.5°	33.3	39.3	45.8	52.1	58.1	63.4	67.9	71.8	74.8	76.7	78.2
70°	37.4	44.2	51.2	58.1	64.3	69.5	73.8	77.6	80.7	82.6	84.0
72.5°	41.2	48.7	56.3	63.3	69.4	74.8	79.0	82.4	85.7	87.6	89.0
75°	44.7	52.6	60.4	67.5	73.7	78.8	83.1	86.5	89.2	91.2	92.5
77.5°	47.5	55.9	63.6	70.5	76.5	81.6	85.9	89.5	91.6	93.4	94.5
80°	49.6	57.8	65.6	72.4	78.1	83.4	87.3	90.3	92.6	94.2	95.0
82.5°	50.8	58.9	66.4	72.8	78.5	83.3	87.2	90.0	92.1	93.5	94.6
85°	51.0	58.8	66.0	72.3	77.8	82.3	85.8	88.3	90.3	91.9	93.1
87.5°	50.5	57.8	64.7	70.6	75.8	80.1	83.3	85.7	87.6	89.3	90.2
90°	48.2	55.2	61.7	67.4	72.3	76.4	79.5	81.7	83.6	85.3	86.1
92.5°	45.0	51.5	57.1	62.2	66.5	70.4	73.3	75.5	77.3	78.8	79.7
95°	39.9	45.6	50.5	55.0	59.1	62.6	65.1	67.0	68.6	69.9	71.1
97.5°	34.9	39.5	43.4	47.0	50.2	52.8	55.3	57.3	58.6	59.5	60.3
100°	29.6	33.0	36.0	38.5	41.4	43.6	45.3	46.9	47.7	48.4	49.1
102.5°	24.6	27.0	29.5	31.7	33.3	34.8	36.2	36.9	38.1	38.6	39.1
105°	21.1	22.9	24.4	25.5	26.8	27.9	28.6	29.6	30.0	30.4	30.8
107.5°	18.2	19.2	20.3	21.4	22.2	22.6	23.4	23.7	24.3	24.6	24.7
110°	15.9	16.9	17.7	18.2	18.8	19.3	19.5	20.0	20.0	20.5	20.6



REPORT NUMBER: G2-2410-241-6
 CATALOG NUMBER: 1235E-##-#-4LEDG2-120/12-CS

CANDELA DISTRIBUTION (continued):

	330°	332.5°	335°	337.5°	340°	342.5°	345°	347.5°	350°	352.5°	355°
112.5°	14.5	15.1	15.6	16.1	16.5	16.8	17.1	17.3	17.5	17.6	17.7
115°	13.3	13.7	14.2	14.6	14.8	15.1	15.4	15.5	15.7	15.7	15.8
117.5°	12.3	12.8	13.2	13.4	13.7	13.9	14.1	14.3	14.4	14.4	14.5
120°	11.5	12.0	12.2	12.5	12.9	13.0	13.2	13.4	13.5	13.6	13.6
122.5°	10.8	11.2	11.5	11.9	12.1	12.3	12.5	12.7	12.7	12.9	12.9
125°	10.1	10.5	10.9	11.2	11.4	11.7	11.9	12.0	12.1	12.2	12.2
127.5°	9.6	9.9	10.2	10.5	10.8	11.1	11.3	11.4	11.5	11.6	11.6
130°	9.0	9.3	9.6	9.9	10.2	10.4	10.6	10.8	10.9	11.0	11.1
132.5°	8.3	8.7	8.9	9.2	9.5	9.7	9.9	10.1	10.2	10.4	10.4
135°	7.7	8.0	8.4	8.6	8.9	9.1	9.3	9.4	9.6	9.7	9.7
137.5°	7.0	7.4	7.7	7.9	8.2	8.4	8.6	8.8	8.9	9.0	9.0
140°	6.3	6.6	6.9	7.2	7.4	7.6	7.8	8.0	8.1	8.2	8.2
142.5°	5.7	6.0	6.2	6.5	6.7	6.9	7.0	7.2	7.3	7.4	7.4
145°	5.0	5.2	5.5	5.7	5.9	6.1	6.3	6.3	6.4	6.5	6.6
147.5°	4.4	4.6	4.8	4.9	5.1	5.3	5.4	5.5	5.6	5.7	5.8
150°	3.7	3.9	4.1	4.3	4.4	4.6	4.7	4.8	4.8	4.9	5.0
152.5°	3.1	3.3	3.4	3.6	3.7	3.8	3.9	4.0	4.1	4.1	4.2
155°	2.6	2.7	2.8	2.9	3.0	3.1	3.1	3.2	3.3	3.3	3.4
157.5°	2.1	2.2	2.3	2.3	2.4	2.4	2.5	2.6	2.6	2.7	2.7
160°	1.7	1.7	1.8	1.9	1.9	1.9	2.0	2.0	2.0	2.1	2.1
162.5°	1.3	1.3	1.4	1.4	1.5	1.5	1.6	1.6	1.6	1.7	1.7
165°	0.9	0.9	1.0	1.0	1.1	1.1	1.1	1.1	1.2	1.2	1.2
167.5°	0.6	0.6	0.7	0.7	0.7	0.7	0.7	0.8	0.8	0.8	0.8
170°	0.4	0.4	0.4	0.4	0.5	0.5	0.5	0.5	0.5	0.5	0.5
172.5°	0.2	0.2	0.2	0.3	0.3	0.3	0.3	0.3	0.2	0.2	0.2
175°	0.1	0.1	0.1	0.1	0.1	0.1	0.1	0.1	0.1	0.1	0.1
177.5°	0.0	0.0	0.0	0.0	0.0	0.0	0.0	0.0	0.0	0.0	0.0
180°	0.0	0.0	0.0	0.0	0.0	0.0	0.0	0.0	0.0	0.0	0.0



REPORT NUMBER: G2-2410-241-6
 CATALOG NUMBER: 1235E-##-#-4LEDG2-120/12-CS

CANDELA DISTRIBUTION (continued):

	357.5°	360°
0°	0.0	0.0
2.5°	0.3	0.3
5°	0.5	0.5
7.5°	0.7	0.7
10°	0.9	0.9
12.5°	1.2	1.2
15°	1.8	1.8
17.5°	2.5	2.5
20°	3.2	3.2
22.5°	4.0	4.0
25°	4.8	4.8
27.5°	5.6	5.5
30°	6.4	6.4
32.5°	7.3	7.3
35°	8.4	8.4
37.5°	9.7	9.7
40°	11.3	11.3
42.5°	13.4	13.4
45°	16.0	15.9
47.5°	19.9	19.8
50°	25.0	24.8
52.5°	31.5	31.4
55°	39.3	39.2
57.5°	48.2	47.9
60°	56.7	56.8
62.5°	65.2	65.5
65°	72.6	72.9
67.5°	79.1	79.6
70°	84.9	85.3
72.5°	89.9	90.2
75°	93.3	93.7
77.5°	95.2	95.4
80°	95.8	96.0
82.5°	95.3	95.6
85°	93.4	93.7
87.5°	90.3	90.3
90°	86.2	86.7
92.5°	79.9	80.4
95°	71.3	72.1
97.5°	61.3	61.5
100°	49.8	49.8
102.5°	39.1	39.4
105°	30.9	31.0
107.5°	24.8	24.9
110°	20.5	20.6



REPORT NUMBER: G2-2410-241-6
CATALOG NUMBER: 1235E-##-#-4LEDG2-120/12-CS

CANDELA DISTRIBUTION (continued):

	357.5°	360°
112.5°	17.7	17.7
115°	15.8	15.8
117.5°	14.5	14.6
120°	13.6	13.6
122.5°	12.9	12.9
125°	12.4	12.4
127.5°	11.8	11.8
130°	11.2	11.2
132.5°	10.5	10.5
135°	9.8	9.8
137.5°	9.1	9.1
140°	8.3	8.3
142.5°	7.5	7.5
145°	6.6	6.6
147.5°	5.8	5.8
150°	5.0	5.0
152.5°	4.2	4.2
155°	3.4	3.4
157.5°	2.7	2.7
160°	2.1	2.1
162.5°	1.7	1.7
165°	1.2	1.2
167.5°	0.8	0.8
170°	0.5	0.5
172.5°	0.2	0.2
175°	0.1	0.1
177.5°	0.0	0.0
180°	0.0	0.0

(END OF REPORT)